





Worklist: 850

<u>LAB_CASE</u>	<u>ITEM</u>	<u>TASK_ID</u>	<u>DESCRIPTION</u>
C2015-1411	1	42222	3.10.3 Blood confirmation of co
C2015-1578	2	42225	3.10.3 Blood confirmation of co
M2015-2811	1	42226	3.10.3 Blood confirmation of co
P2015-1870	1	42238	3.10.3 Blood confirmation of co
P2015-1928	1	42245	3.10.3 Blood confirmation of co



reviewed by B. Wylie 10-2-15



Verified all ALS vials in correct rack positions on 09/25/15. ^{OP}

Simulate Run Sequence Fri Sep 25 15:09:15 2015

Instrument Name: Probie

Sequence File: C:\msdchem\1\sequence\DD-Op092515.S

Comment:

Operator: D Downey

Data Path: C:\MSDCHEM\1\DATA\DND\2015\092515OP\

Method Path: C:\MSDCHEM\1\METHODS\

Line	Type	Vial	DataFile	Method	Sample Name
1)	Sample	100	Pre-run	Solvent Blank	
	Datafile		Pre-runSolventBlk		
	Method		AM-3-10-3-3		
2)	Sample	9	750ng/mL	Positive Control	
	Datafile		Pre-runPC-FS		
	Method		AM3-10-3-FS		
3)	Sample	9	750ng/mL	Positive Control	
	Datafile		Pre-runPC		
	Method		AM-3-10-3-3		
4)	Sample	99	Pre-run	Solvent Blank	
	Datafile		Pre-BlankSolventBlk		
	Method		AM-3-10-3-3		
5)	Sample	1	Negative Whole Blood Utak Lot B0689		
	Datafile		NegativeWholeBlood		
	Method		AM-3-10-3-3		
6)	Sample	1	Negative Whole Blood Utak Lot B0689		
	Datafile		NegativeWholeBlood-FS		
	Method		AM3-10-3-FS		
7)	Sample	2	Calibrator Level 1: 25ng/mL		
	Datafile		CalLevel-1-25		
	Method		AM-3-10-3-3		
8)	Sample	3	Calibrator Level 2: 50ng/mL		
	Datafile		CalLevel-2-50		
	Method		AM-3-10-3-3		
9)	Sample	4	Calibrator Level 3: 100ng/mL		
	Datafile		CalLevel-3-100		
	Method		AM-3-10-3-3		
10)	Sample	5	Calibrator Level 4: 250ng/mL		
	Datafile		CalLevel-4-250		
	Method		AM-3-10-3-3		
11)	Sample	6	Calibrator Level 5: 500ng/mL		
	Datafile		CalLevel-5-500		
	Method		AM-3-10-3-3		
12)	Sample	7	Calibrator Level 6: 1000ng/mL		
	Datafile		CalLevel-6-1000		
	Method		AM-3-10-3-3		
13)	Sample	98	Solvent Blank		
	Datafile		SolventBlk		
	Method		AM-3-10-3-3		
14)	Sample	9	750ng/mL	Positive Control	
	Datafile		PC-750-1		
	Method		AM-3-10-3-3		
15)	Sample	96	Lab No.: C2015-1411-1	Blank	
	Datafile		C2015-1411-1	BLK	
	Method		AM3-10-3-FS		
16)	Sample	10	Lab No.: C2015-1411-1		

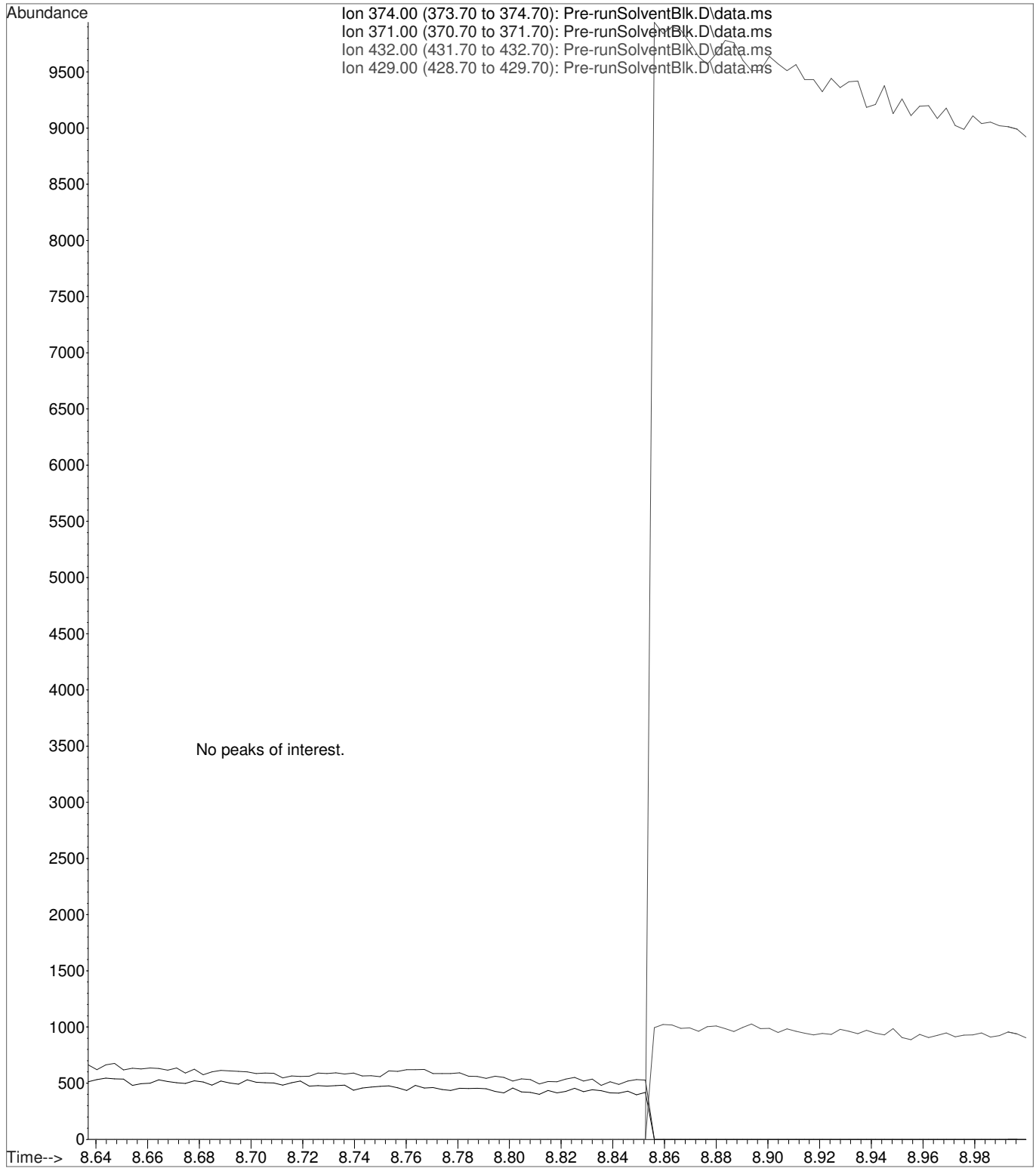



Verified all ALS vials in correct rack positions on 09/25/15.

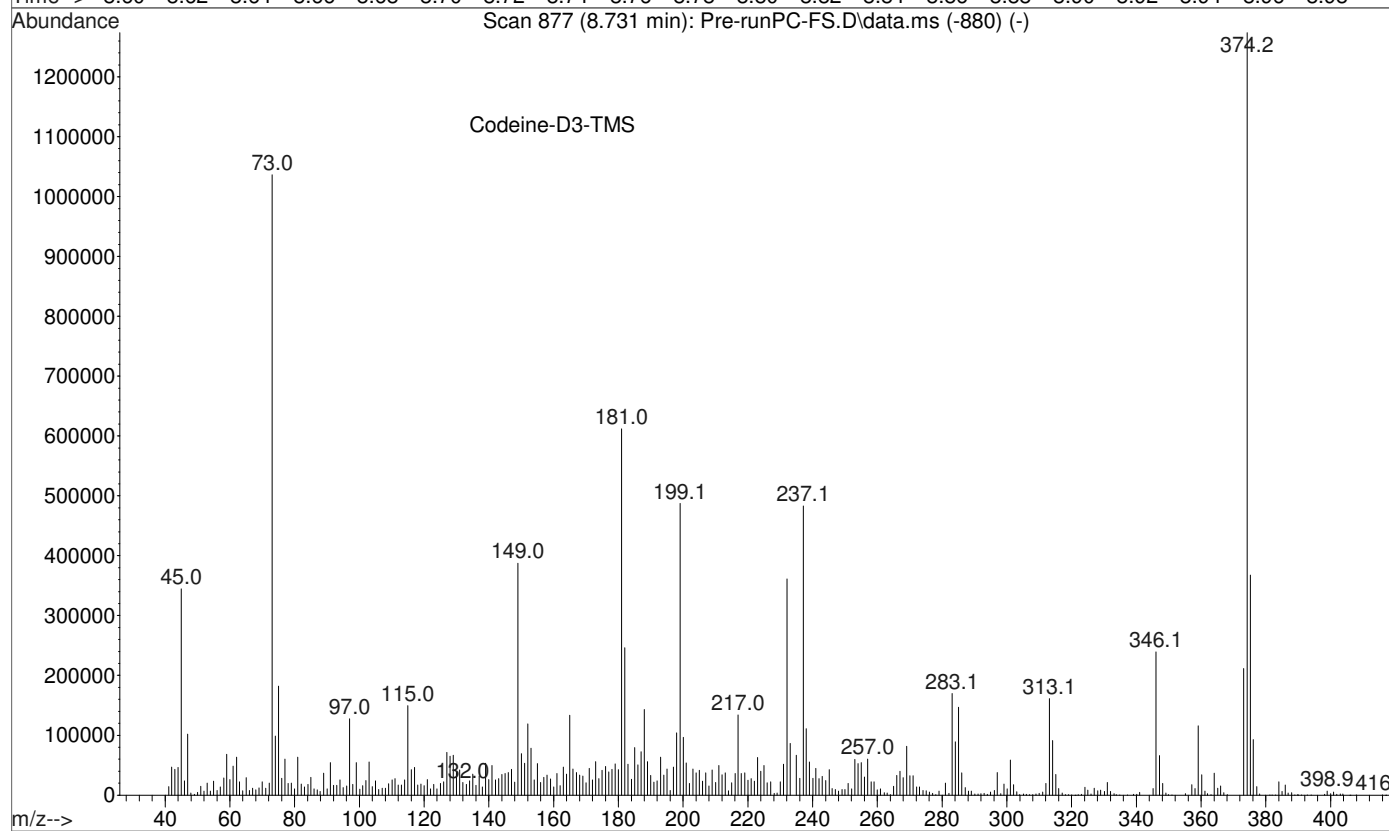
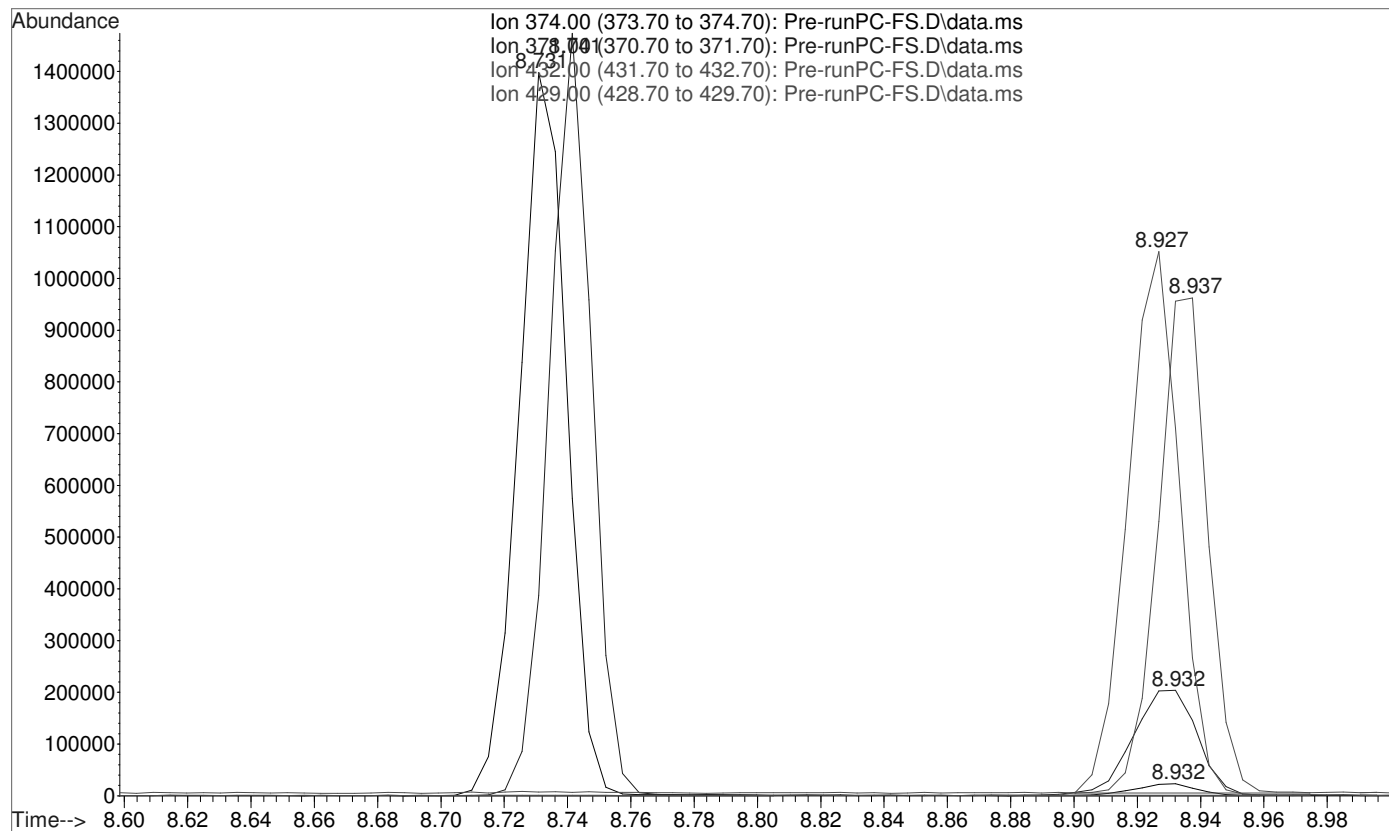
	Datafile		C2015-1411-1
	Method		AM-3-10-3-3
17)	Sample	10	Lab No.: C2015-1411-1
	Datafile		C2015-1411-1 FS
	Method		AM3-10-3-FS
18)	Sample	95	Lab No.: C2015-1578-2 Blank
	Datafile		C2015-1578-2 BLK
	Method		AM3-10-3-FS
19)	Sample	11	Lab No.: C2015-1578-2
	Datafile		C2015-1578-2
	Method		AM-3-10-3-3
20)	Sample	11	Lab No.: C2015-1578-2
	Datafile		C2015-1578-2 FS
	Method		AM3-10-3-FS
21)	Sample	94	Lab No.: M2015-2811-1 Blank
	Datafile		M2015-2811-1 BLK
	Method		AM3-10-3-FS
22)	Sample	12	Lab No.: M2015-2811-1
	Datafile		M2015-2811-1
	Method		AM-3-10-3-3
23)	Sample	12	Lab No.: M2015-2811-1
	Datafile		M2015-2811-1 FS
	Method		AM3-10-3-FS
24)	Sample	97	Solvent Blank
	Datafile		SolventBlk2
	Method		AM-3-10-3-3
25)	Sample	8	75ng/mL Positive Control
	Datafile		PC-75-1
	Method		AM-3-10-3-3
26)	Sample	93	Lab No.: P2015-1870-1 Blank
	Datafile		P2015-1870-1 BLK
	Method		AM3-10-3-FS
27)	Sample	13	Lab No.: P2015-1870-1
	Datafile		P2015-1870-1
	Method		AM-3-10-3-3
28)	Sample	13	Lab No.: P2015-1870-1
	Datafile		P2015-1870-1 FS
	Method		AM3-10-3-FS
29)	Sample	92	Lab No.: P2015-1928-1 Blank
	Datafile		P2015-1928-1 BLK
	Method		AM3-10-3-FS
30)	Sample	14	Lab No.: P2015-1928-1
	Datafile		P2015-1928-1
	Method		AM-3-10-3-3
31)	Sample	14	Lab No.: P2015-1928-1
	Datafile		P2015-1928-1 FS
	Method		AM3-10-3-FS
32)	Sample	91	Solvent Blank
	Datafile		SolventBlk3
	Method		AM-3-10-3-3

Bytes Needed: 16691112 Space on drive C: 4.29305e+011
Sequence Verification Done!

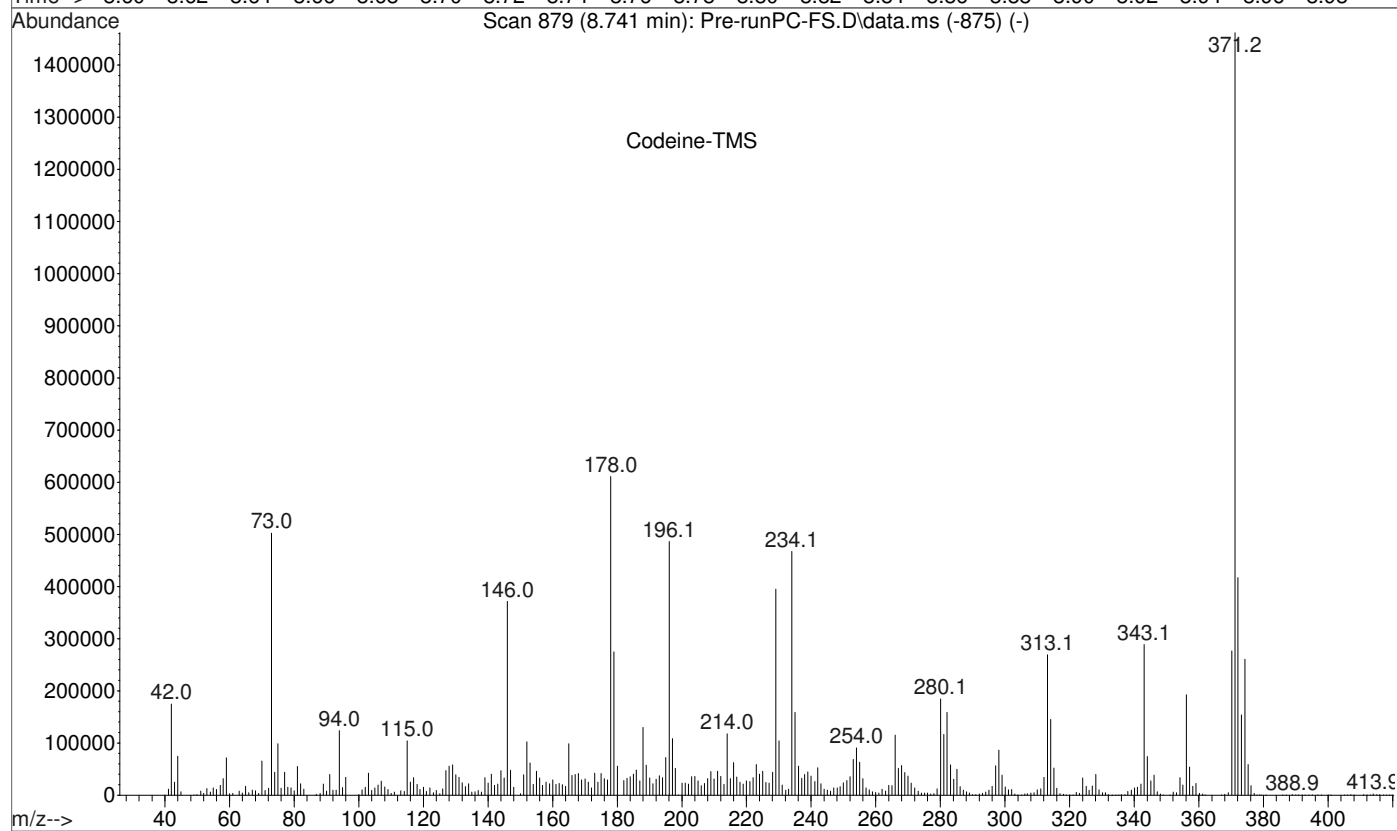
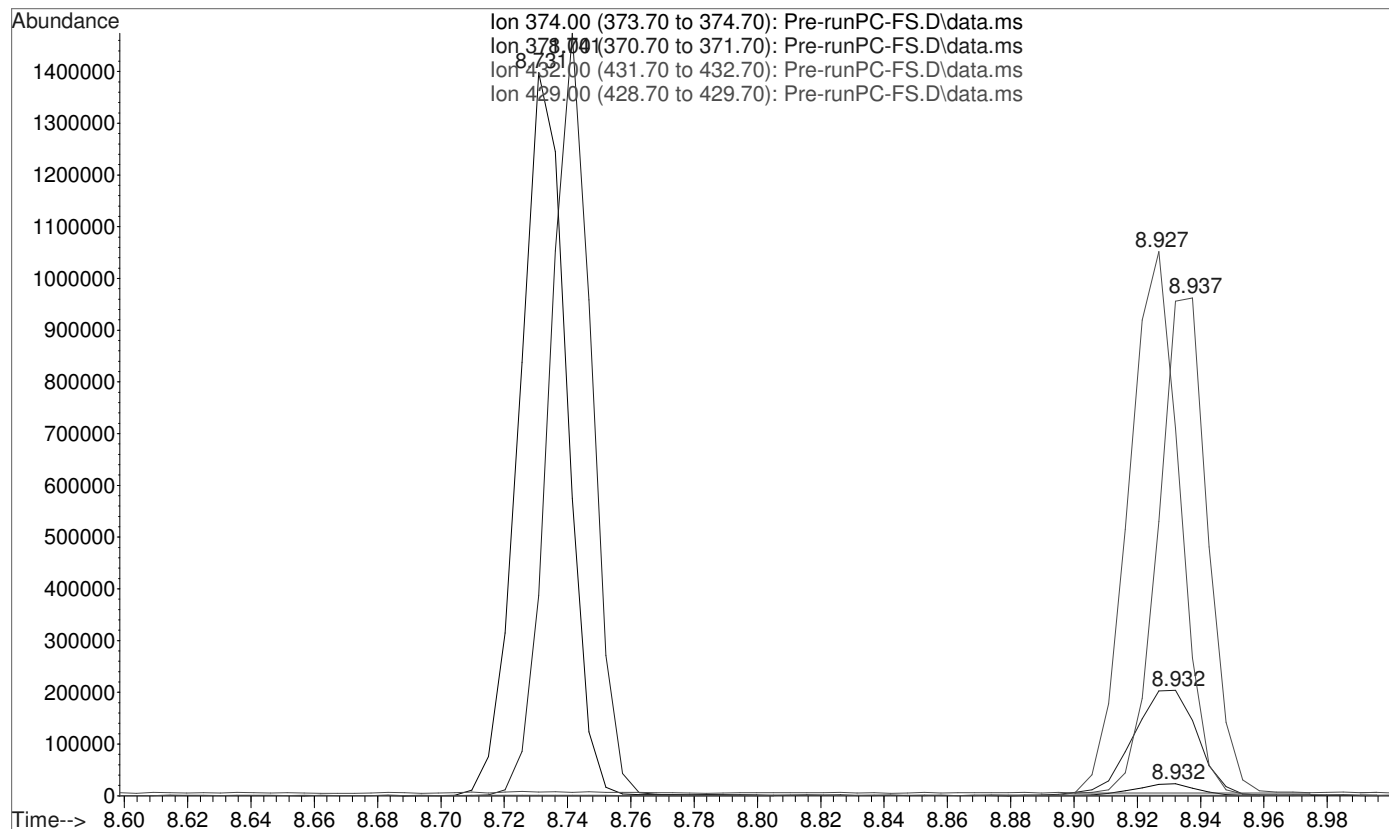
File :C:\gcms\1\data\Blood\092515OP\Pre-runSolventBlk.D
Operator : D Downey
Acquired : 25 Sep 2015 15:25 using AcqMethod AM-3-10-3-3.M
Instrument : Probie
Sample Name: Pre-run Solvent Blank
Misc Info : CHCl3
Vial Number: 100



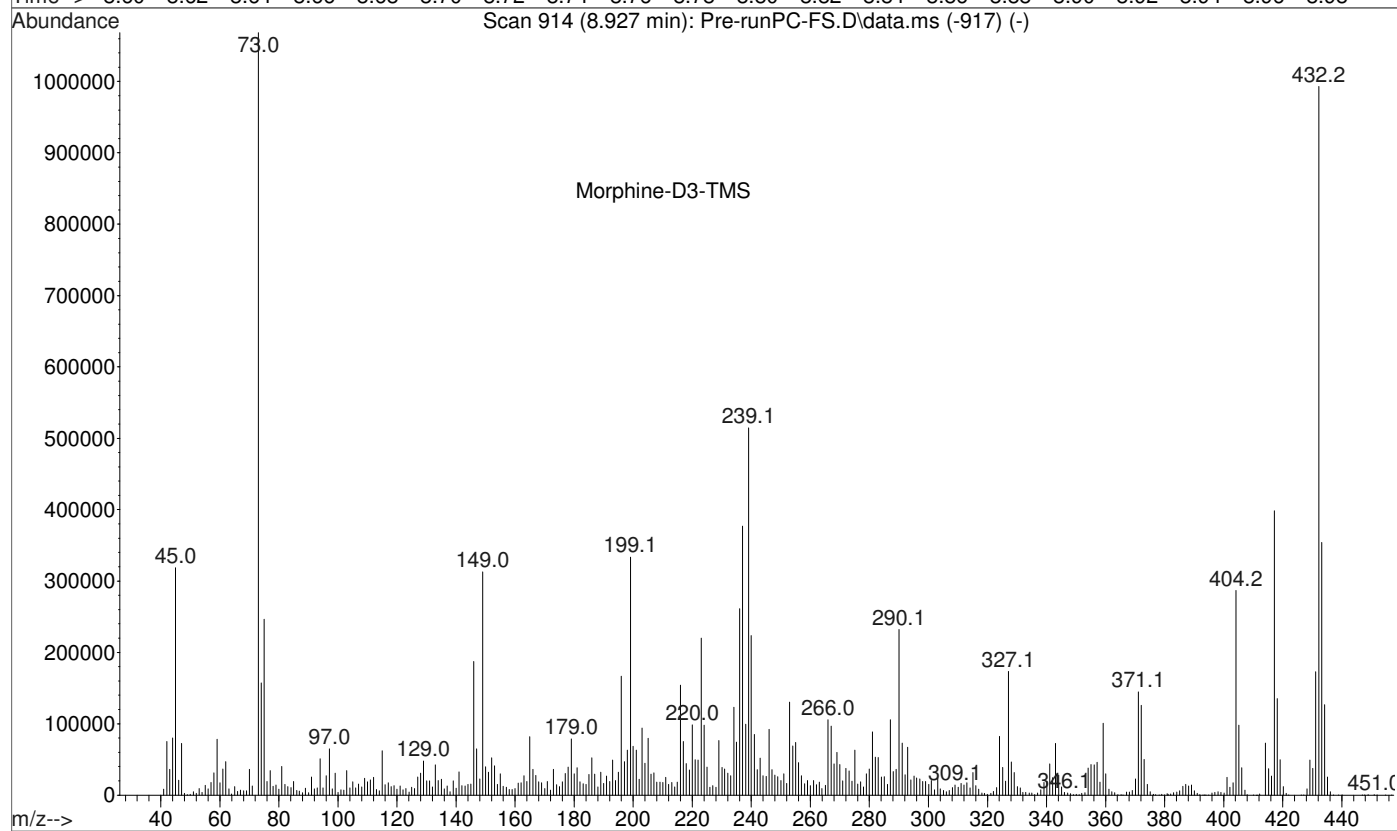
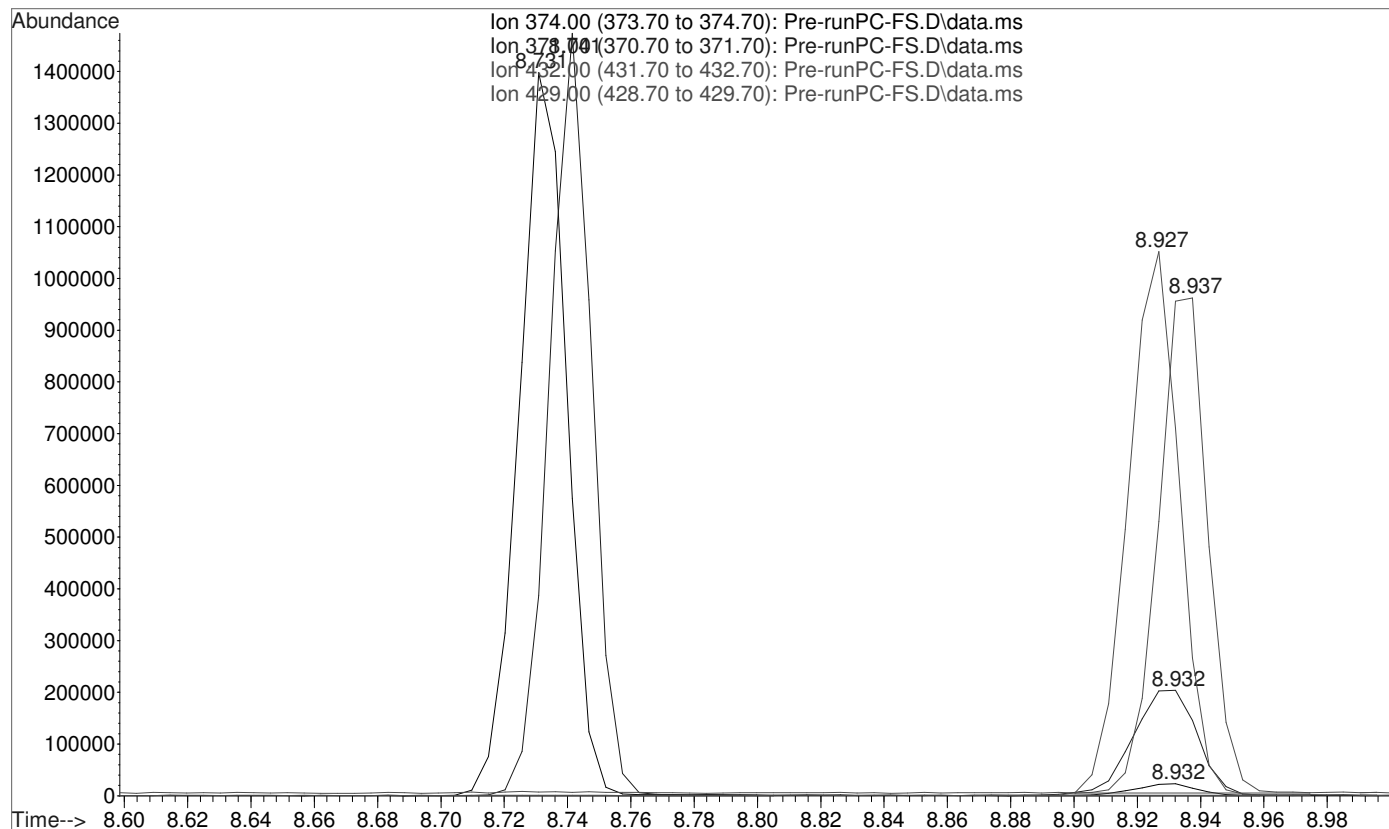
File :C:\gcms\1\data\Blood\092515OP\Pre-runPC-FS.D
Operator : D Downey
Acquired : 25 Sep 2015 15:43 using AcqMethod AM3-10-3-FS.M
Instrument : Probie
Sample Name: 750ng/mL Positive Control
Misc Info : Analytical Method 3.10.3
Vial Number: 9



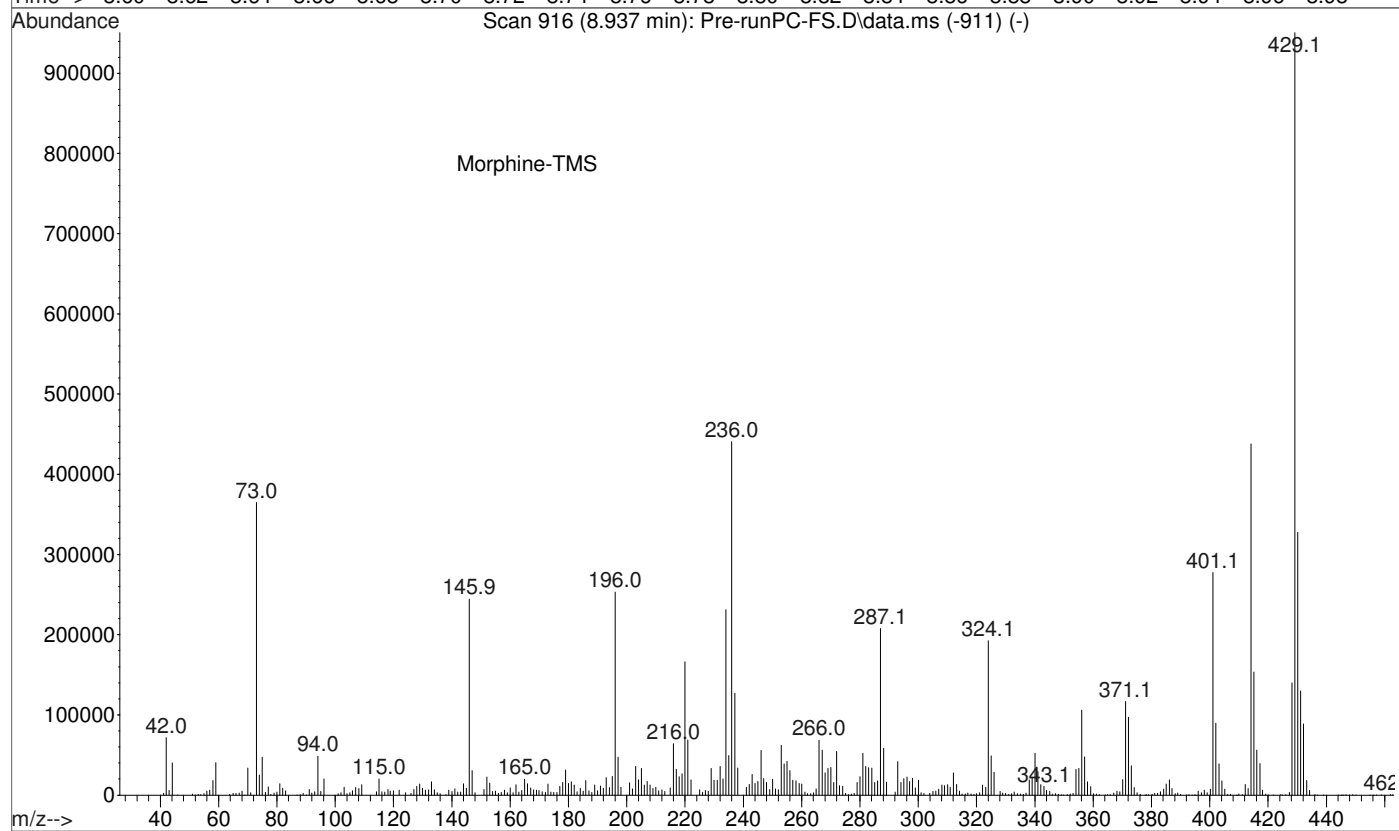
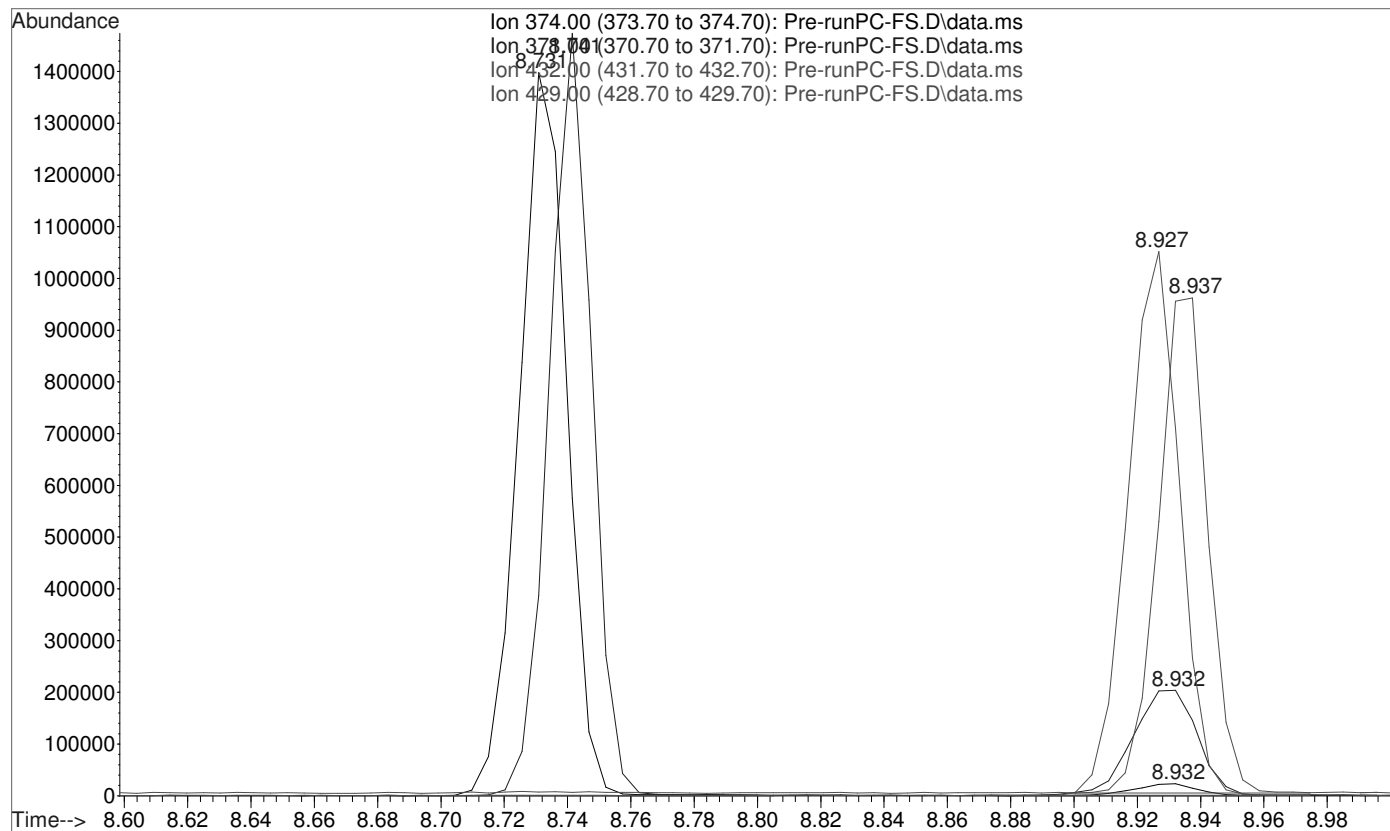
File :C:\gcms\1\data\Blood\092515OP\Pre-runPC-FS.D
Operator : D Downey
Acquired : 25 Sep 2015 15:43 using AcqMethod AM3-10-3-FS.M
Instrument : Probie
Sample Name: 750ng/mL Positive Control
Misc Info : Analytical Method 3.10.3
Vial Number: 9



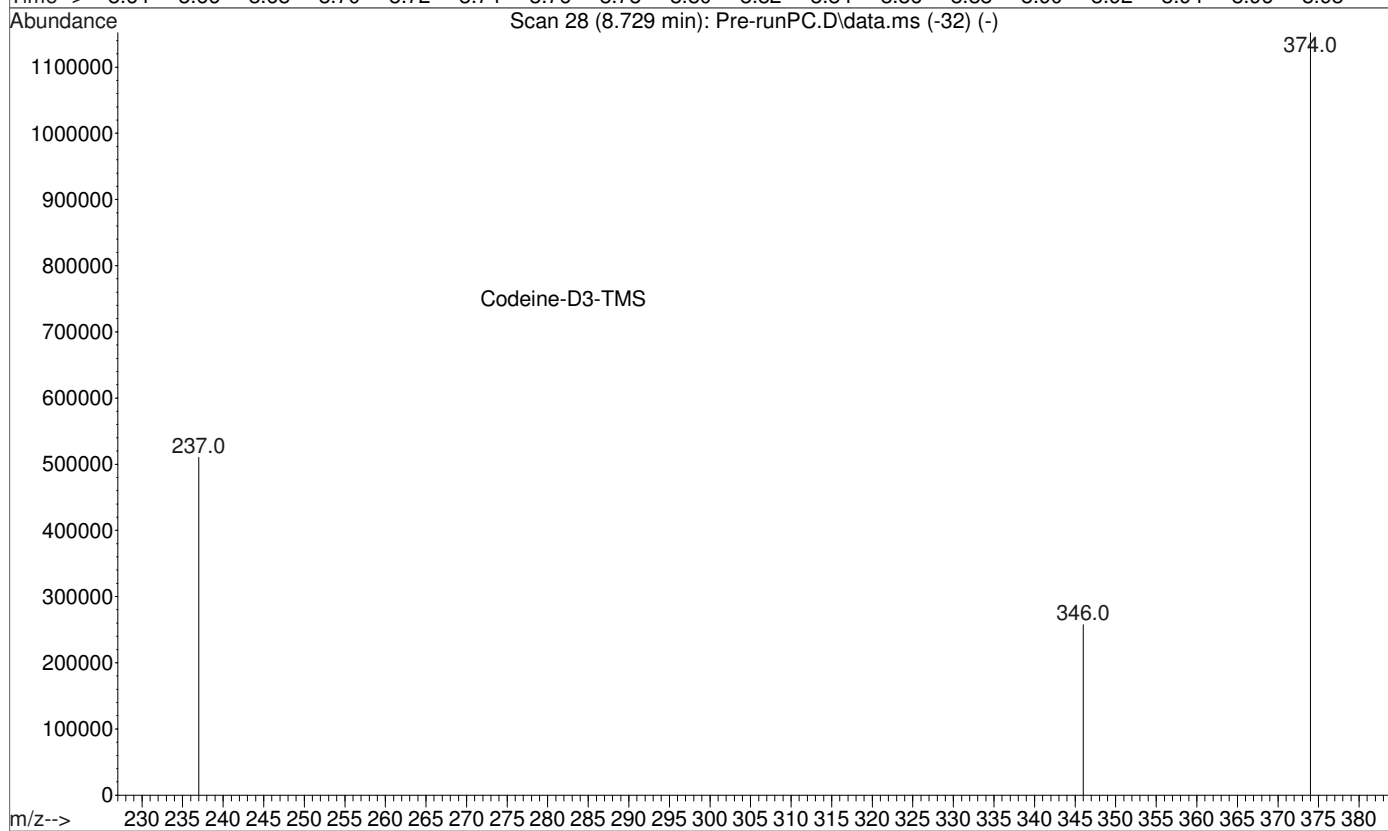
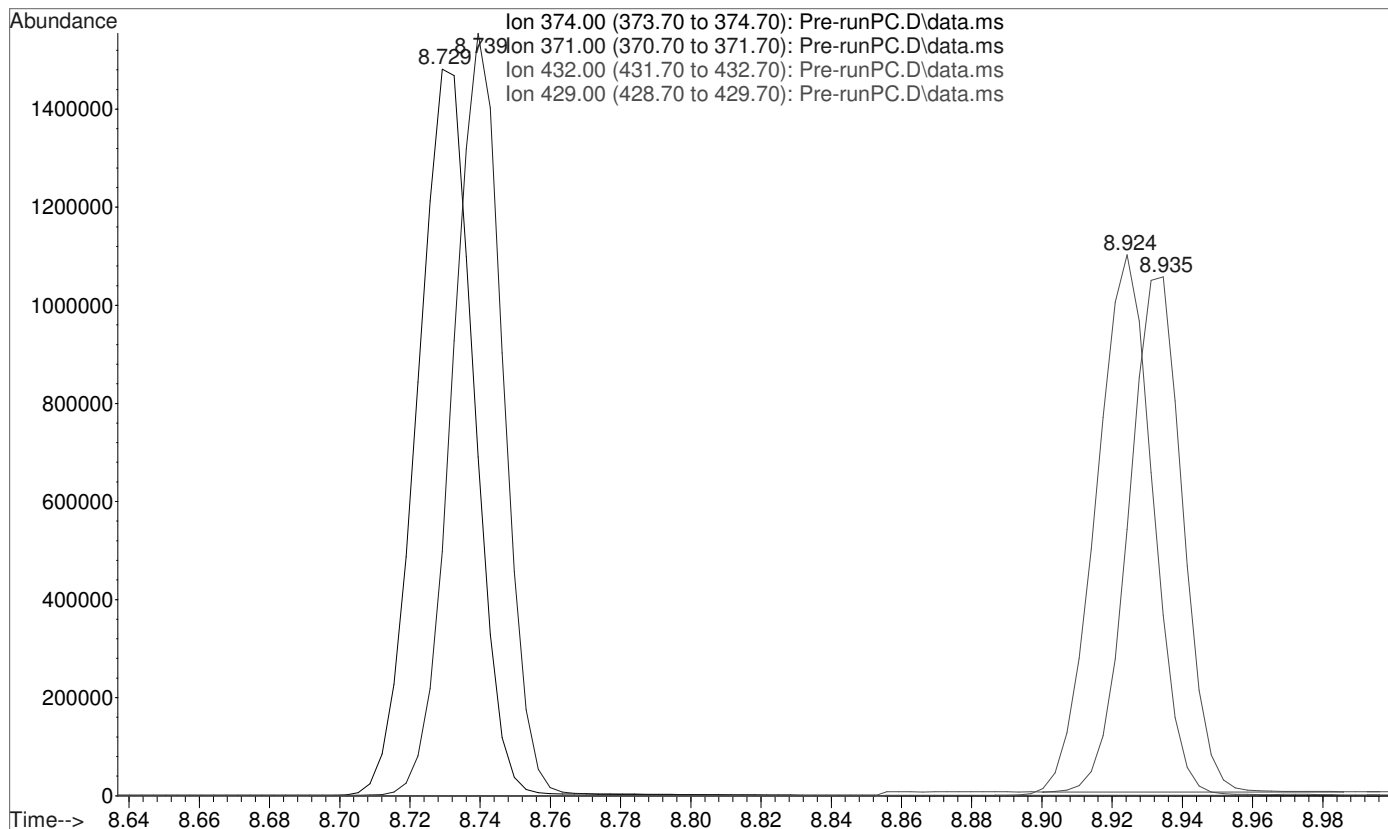
File :C:\gcms\1\data\Blood\092515OP\Pre-runPC-FS.D
Operator : D Downey
Acquired : 25 Sep 2015 15:43 using AcqMethod AM3-10-3-FS.M
Instrument : Probie
Sample Name: 750ng/mL Positive Control
Misc Info : Analytical Method 3.10.3
Vial Number: 9



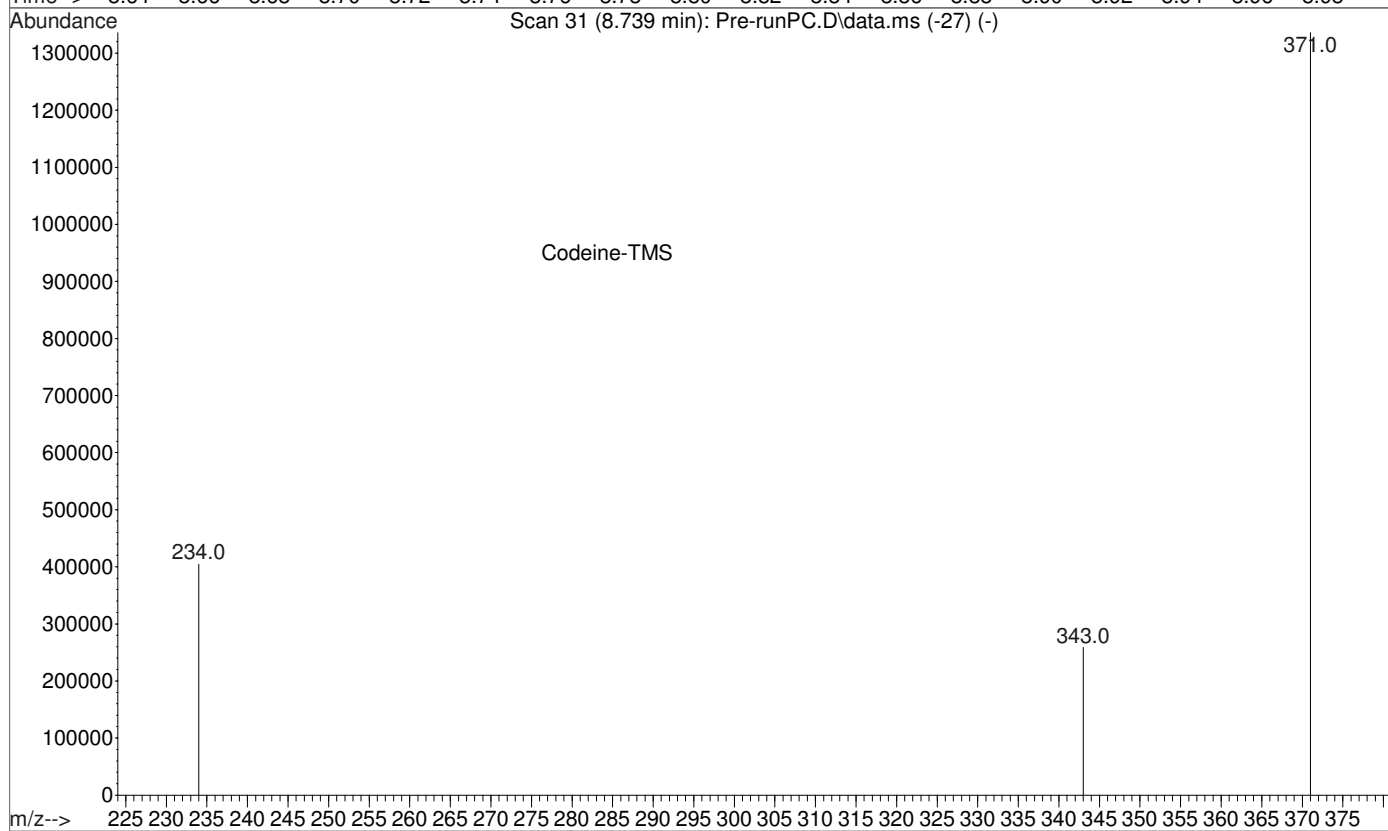
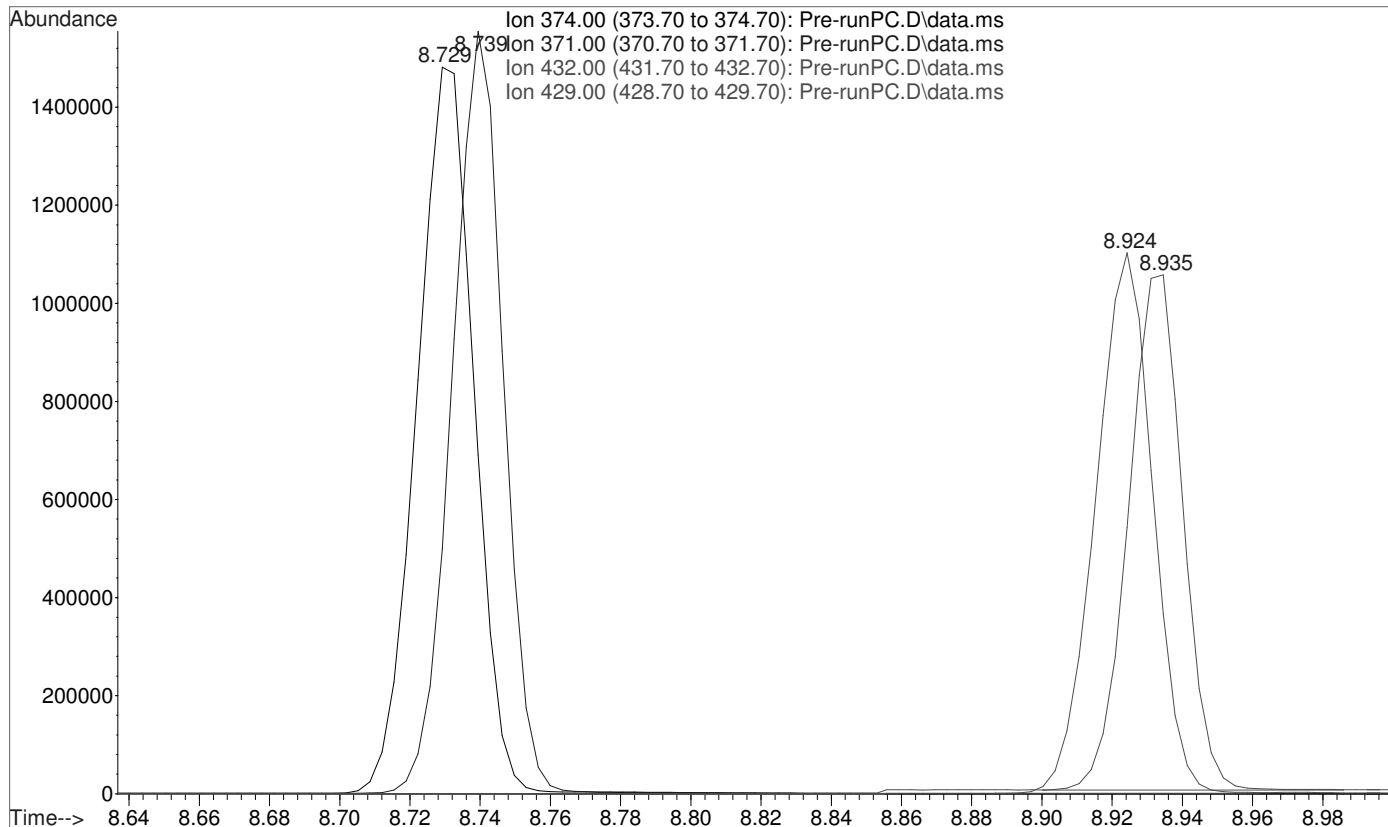
File :C:\gcms\1\data\Blood\092515OP\Pre-runPC-FS.D
Operator : D Downey
Acquired : 25 Sep 2015 15:43 using AcqMethod AM3-10-3-FS.M
Instrument : Probie
Sample Name: 750ng/mL Positive Control
Misc Info : Analytical Method 3.10.3
Vial Number: 9



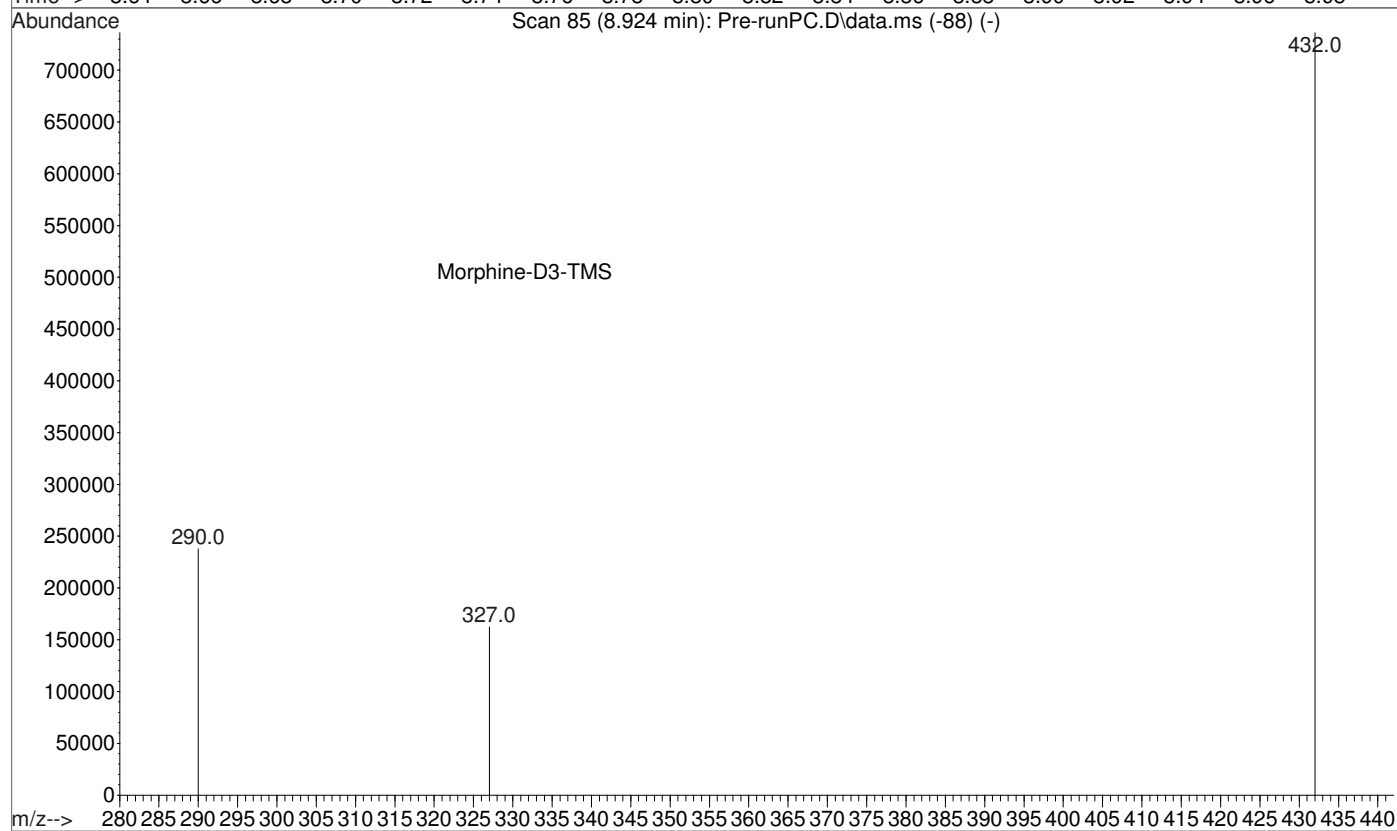
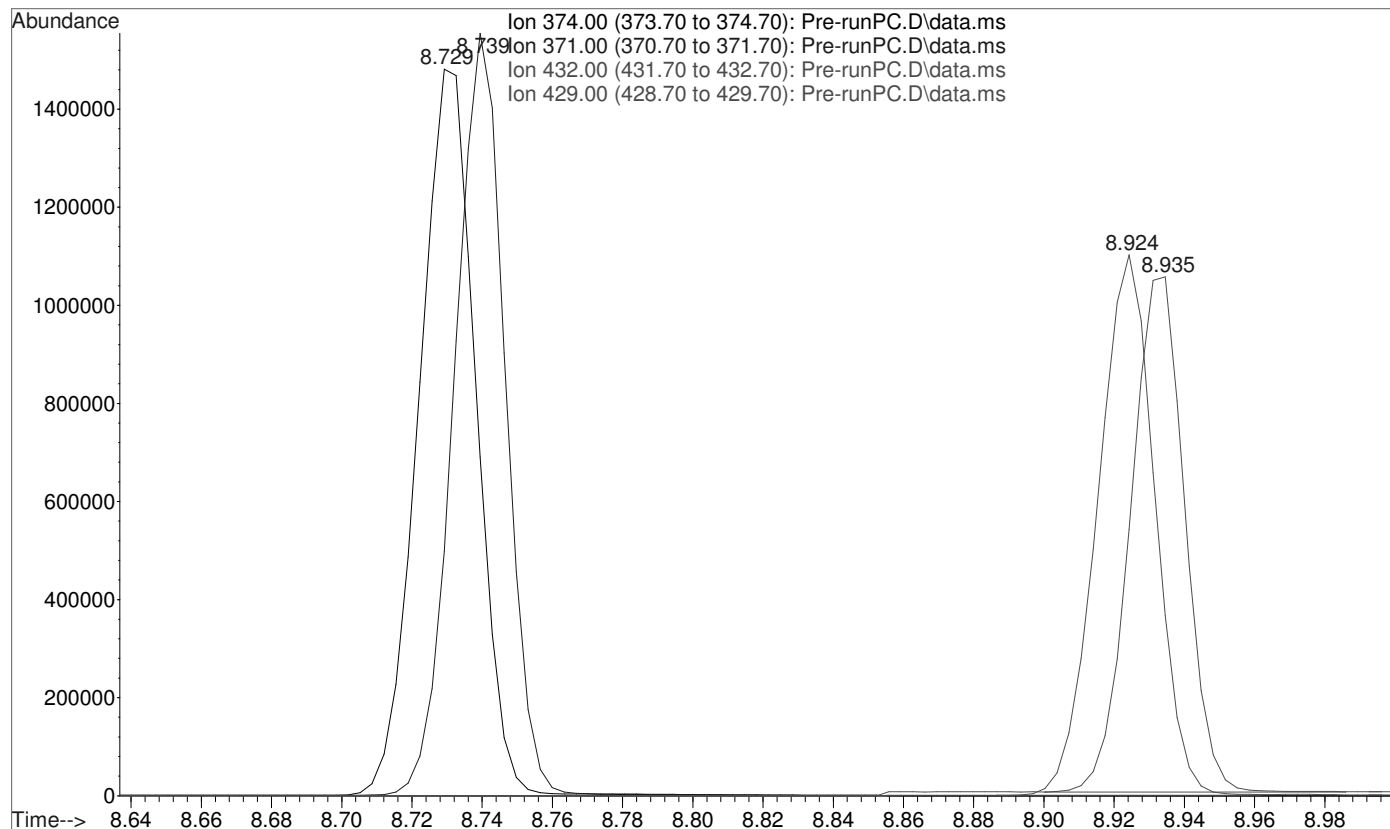
File :C:\gcms\1\data\Blood\092515OP\Pre-runPC.D
Operator : D Downey
Acquired : 25 Sep 2015 16:02 using AcqMethod AM-3-10-3-3.M
Instrument : Probie
Sample Name: 750ng/mL Positive Control
Misc Info : Analytical Method 3.10.3
Vial Number: 9



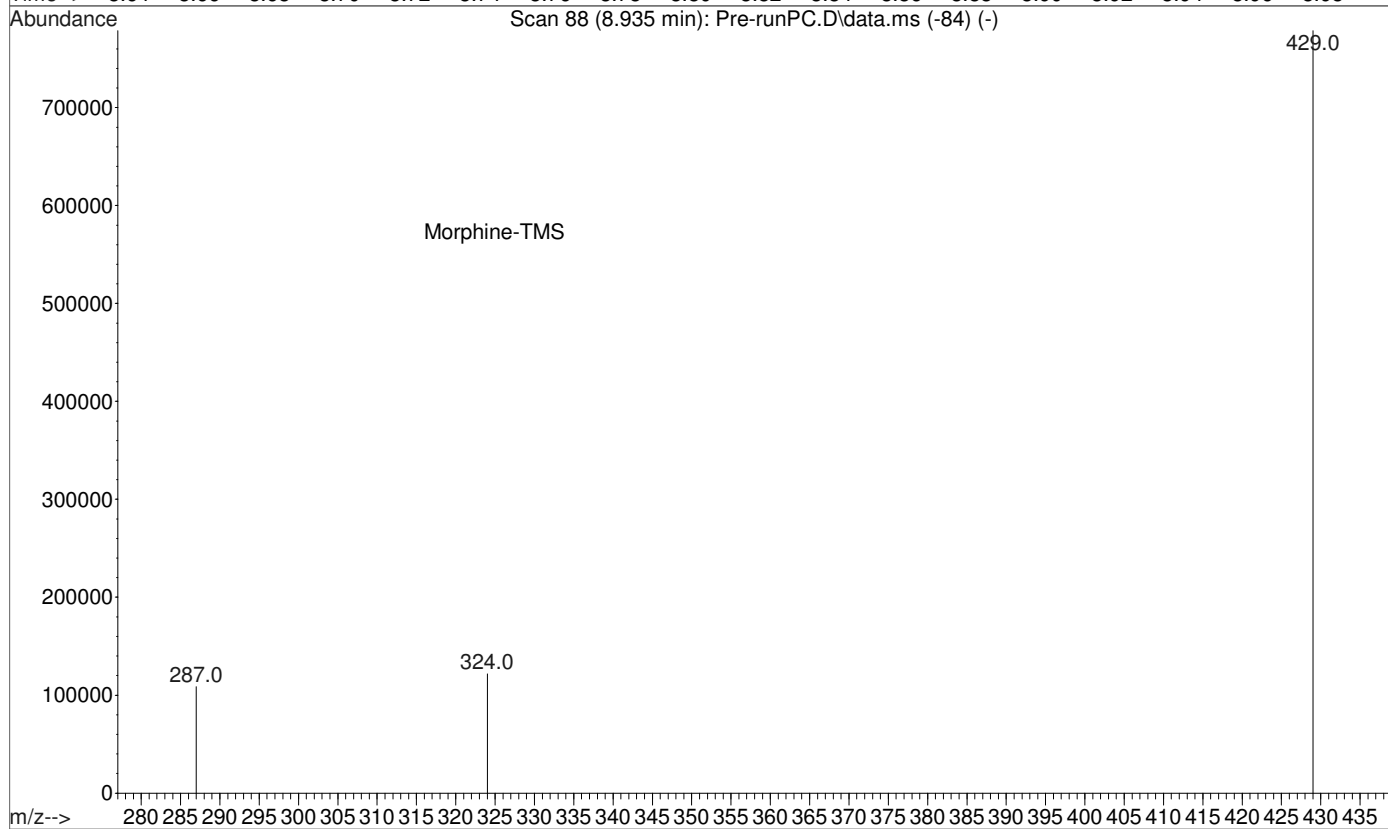
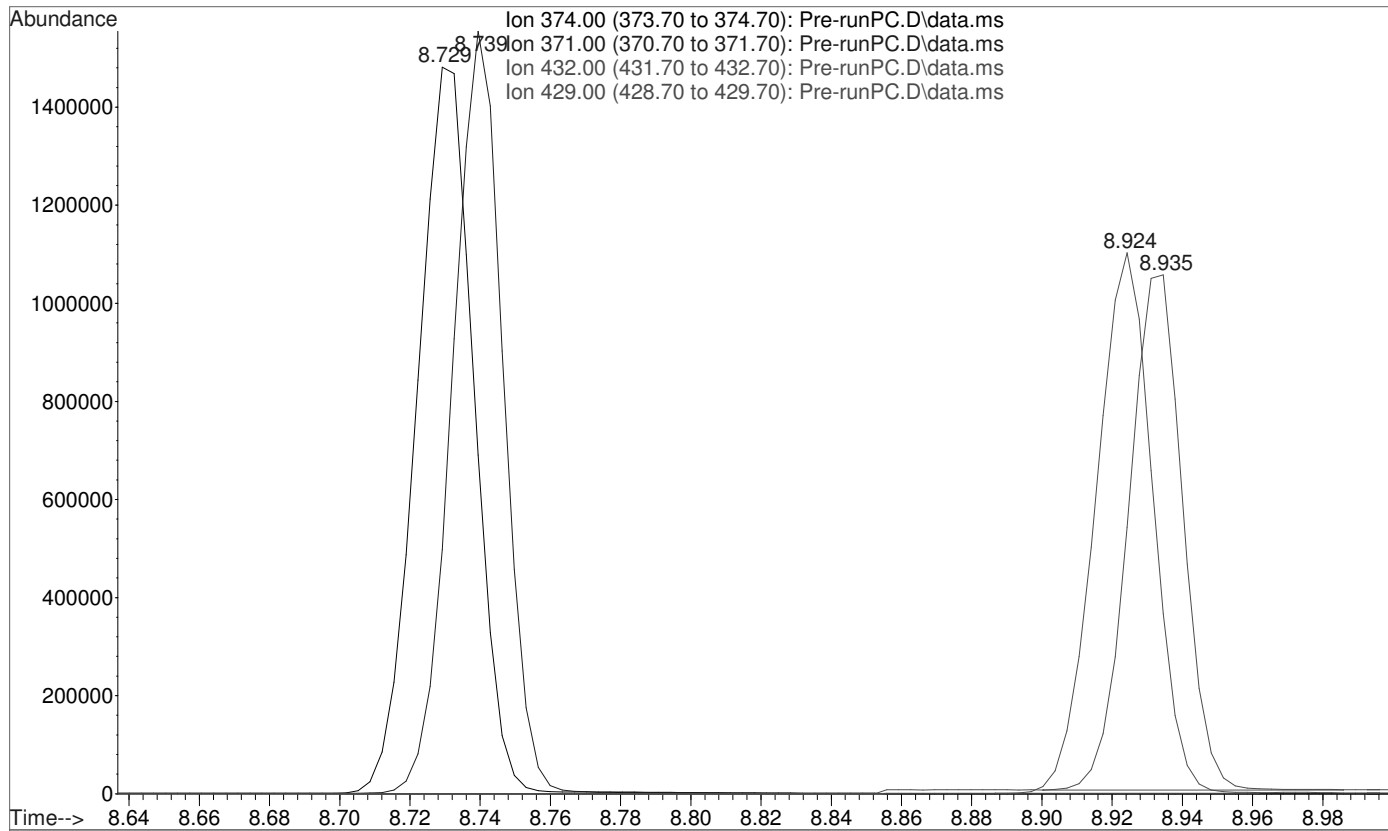
File :C:\gcms\1\data\Blood\092515OP\Pre-runPC.D
Operator : D Downey
Acquired : 25 Sep 2015 16:02 using AcqMethod AM-3-10-3-3.M
Instrument : Probie
Sample Name: 750ng/mL Positive Control
Misc Info : Analytical Method 3.10.3
Vial Number: 9



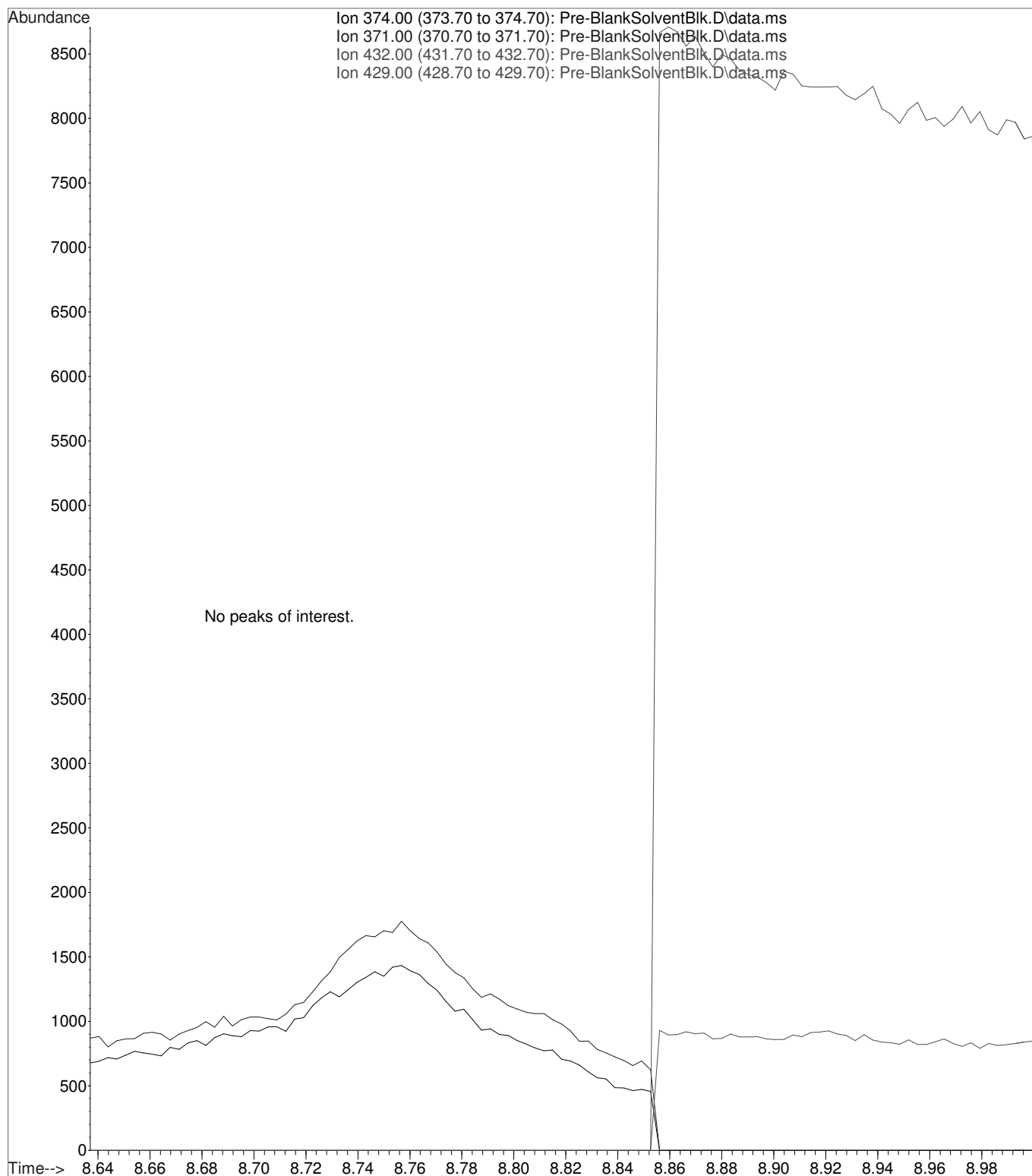
File :C:\gcms\1\data\Blood\092515OP\Pre-runPC.D
Operator : D Downey
Acquired : 25 Sep 2015 16:02 using AcqMethod AM-3-10-3-3.M
Instrument : Probie
Sample Name: 750ng/mL Positive Control
Misc Info : Analytical Method 3.10.3
Vial Number: 9




File :C:\gcms\1\data\Blood\092515OP\Pre-runPC.D
Operator : D Downey
Acquired : 25 Sep 2015 16:02 using AcqMethod AM-3-10-3-3.M
Instrument : Probie
Sample Name: 750ng/mL Positive Control
Misc Info : Analytical Method 3.10.3
Vial Number: 9



File :C:\gcms\1\data\Blood\092515OP\Pre-BlankSolventBlk.D
Operator : D Downey
Acquired : 25 Sep 2015 16:22 using AcqMethod AM-3-10-3-3.M
Instrument : Probie
Sample Name: Pre-run Solvent Blank
Misc Info : CHCl3
Vial Number: 99




Calibration data of Codeine-D3-TMS



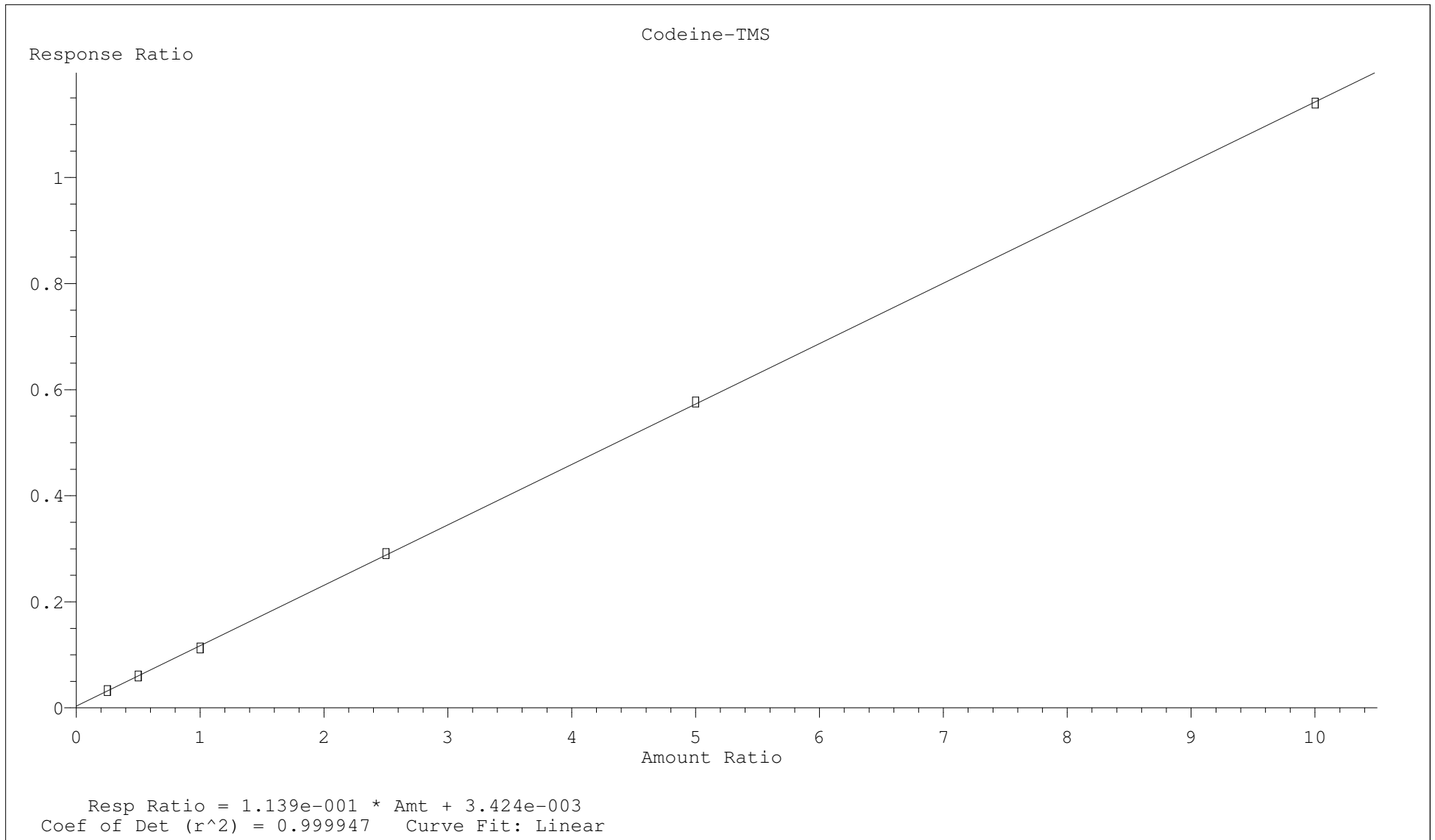
LvLID	Amount (ratio)	Response (ratio)	Data File
1	100.0000	1637881.000000	C:\gcms\1\data\Blood\092515OP\CalLevel-1-25.D
2	100.0000	1685153.000000	C:\gcms\1\data\Blood\092515OP\CalLevel-2-50.D
3	100.0000	1755291.000000	C:\gcms\1\data\Blood\092515OP\CalLevel-3-100.D
4	100.0000	1744459.000000	C:\gcms\1\data\Blood\092515OP\CalLevel-4-250.D
5	100.0000	1858681.000000	C:\gcms\1\data\Blood\092515OP\CalLevel-5-500.D
6	100.0000	1934912.000000	C:\gcms\1\data\Blood\092515OP\CalLevel-6-1000.D

Internal Standard

Calibration data of Codeine-TMS



LvLID	Amount (ratio)	Response (ratio)	bias (%)	Data File
1	0.2500	0.032541	2.03	C:\gcms\1\data\Blood\092515OP\CalLevel-1-25.D
2	0.5000	0.059994	-0.61	C:\gcms\1\data\Blood\092515OP\CalLevel-2-50.D
3	1.0000	0.112601	-4.00	C:\gcms\1\data\Blood\092515OP\CalLevel-3-100.D
4	2.5000	0.290836	0.95	C:\gcms\1\data\Blood\092515OP\CalLevel-4-250.D
5	5.0000	0.576590	0.66	C:\gcms\1\data\Blood\092515OP\CalLevel-5-500.D
6	10.0000	1.140055	-0.18	C:\gcms\1\data\Blood\092515OP\CalLevel-6-1000.D




Calibration data of Morphine-D3-TMS



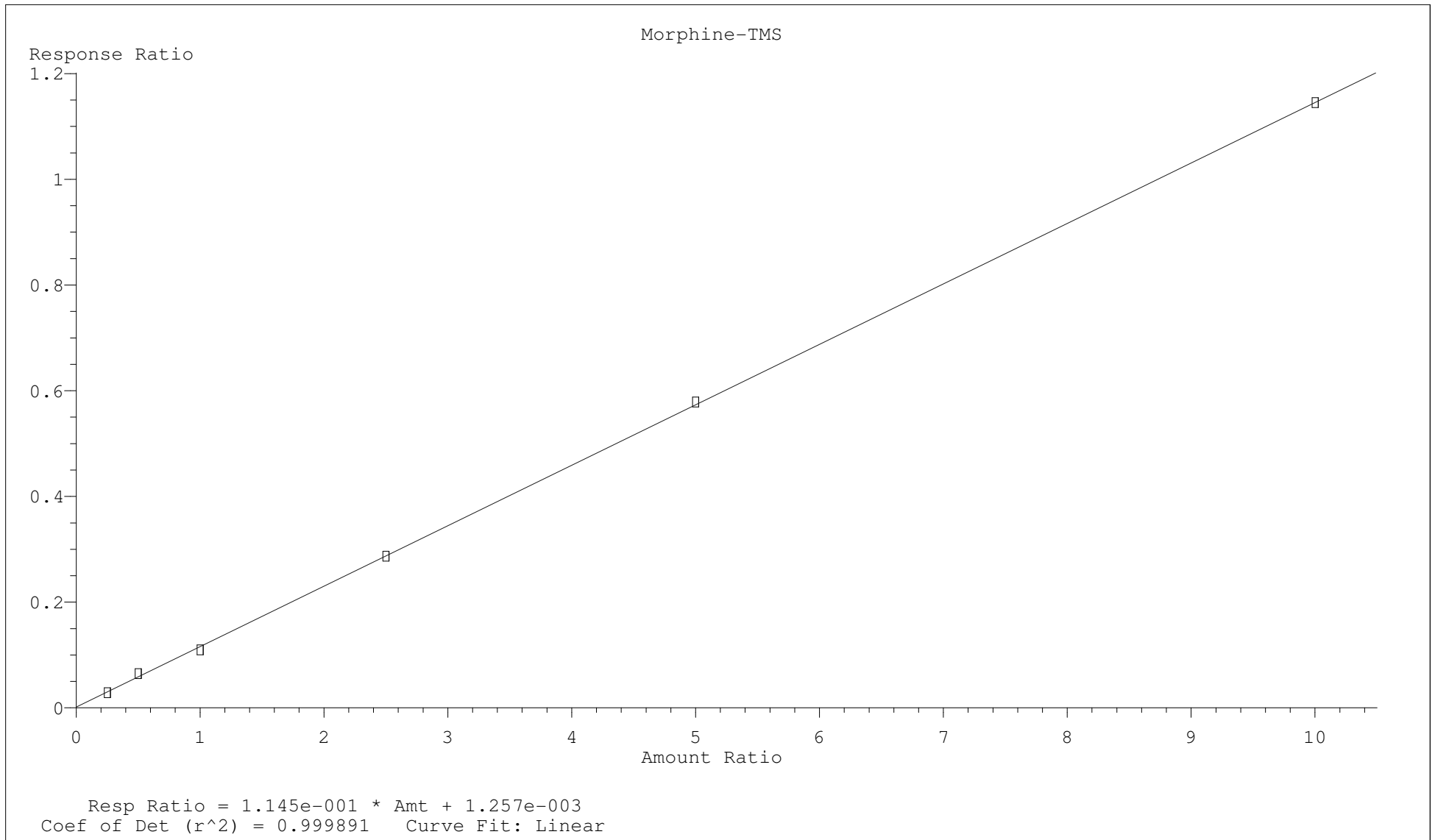
LvLID	Amount (ratio)	Response (ratio)	Data File
1	100.0000	978539.000000	C:\gcms\1\data\Blood\092515OP\CalLevel-1-25.D
2	100.0000	1215949.000000	C:\gcms\1\data\Blood\092515OP\CalLevel-2-50.D
3	100.0000	1127423.000000	C:\gcms\1\data\Blood\092515OP\CalLevel-3-100.D
4	100.0000	1362914.000000	C:\gcms\1\data\Blood\092515OP\CalLevel-4-250.D
5	100.0000	1443676.000000	C:\gcms\1\data\Blood\092515OP\CalLevel-5-500.D
6	100.0000	1542982.000000	C:\gcms\1\data\Blood\092515OP\CalLevel-6-1000.D

Internal Standard

Calibration data of Morphine-TMS

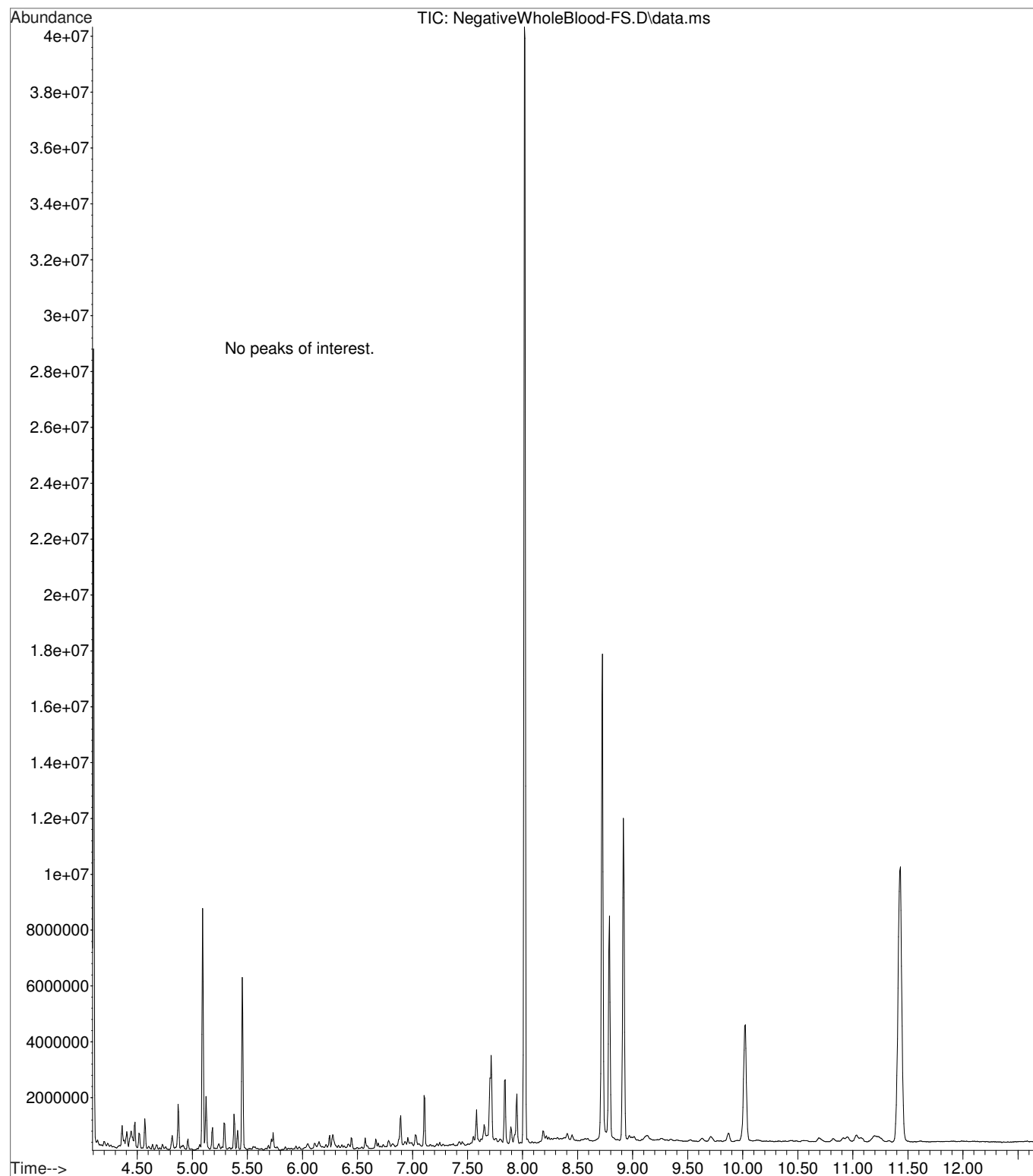


LvLID	Amount (ratio)	Response (ratio)	bias (%)	Data File
1	0.2500	0.028473	-4.72	C:\gcms\1\data\Blood\092515OP\CalLevel-1-25.D
2	0.5000	0.064350	9.98	C:\gcms\1\data\Blood\092515OP\CalLevel-2-50.D
3	1.0000	0.109343	-5.55	C:\gcms\1\data\Blood\092515OP\CalLevel-3-100.D
4	2.5000	0.286675	-0.30	C:\gcms\1\data\Blood\092515OP\CalLevel-4-250.D
5	5.0000	0.578313	0.79	C:\gcms\1\data\Blood\092515OP\CalLevel-5-500.D
6	10.0000	1.144700	-0.14	C:\gcms\1\data\Blood\092515OP\CalLevel-6-1000.D

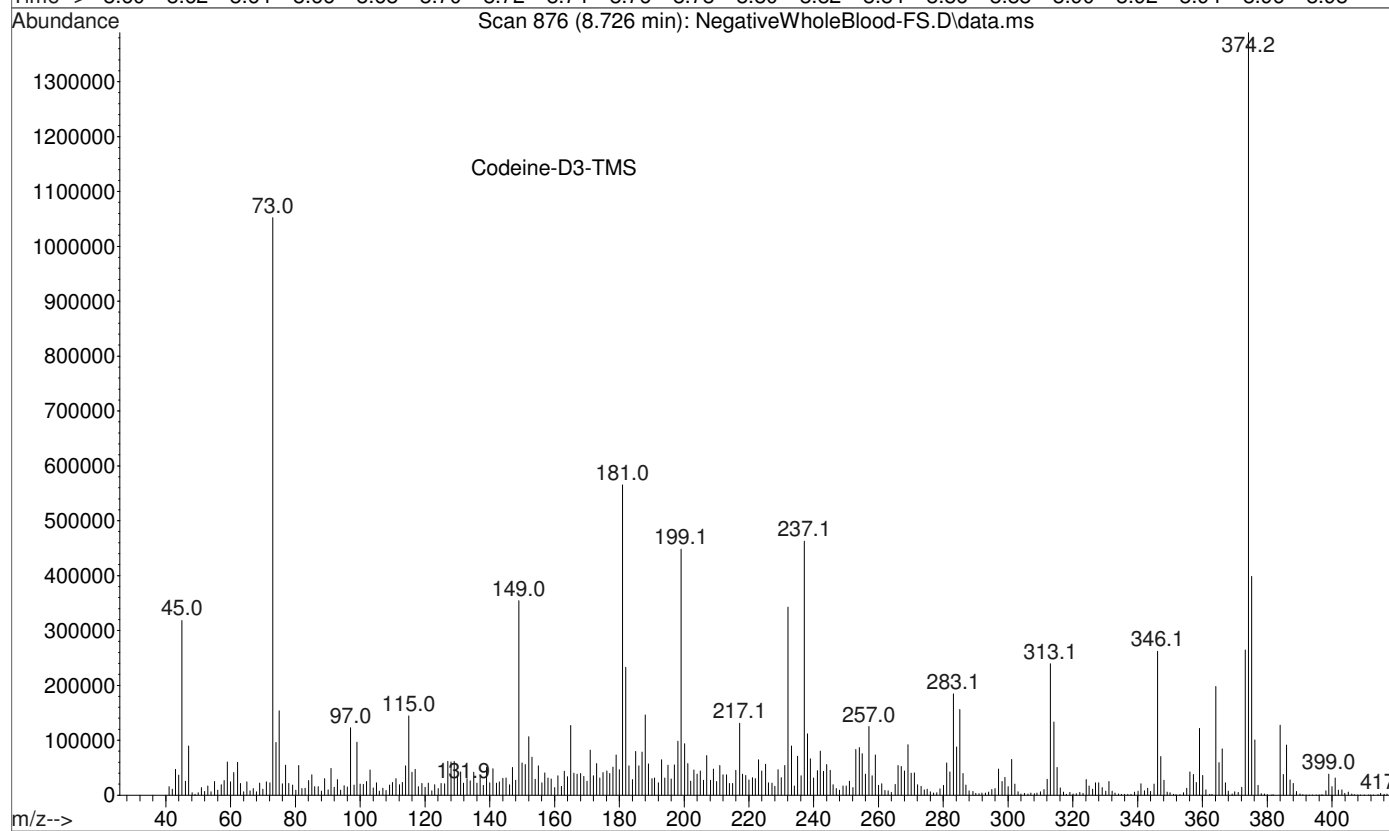
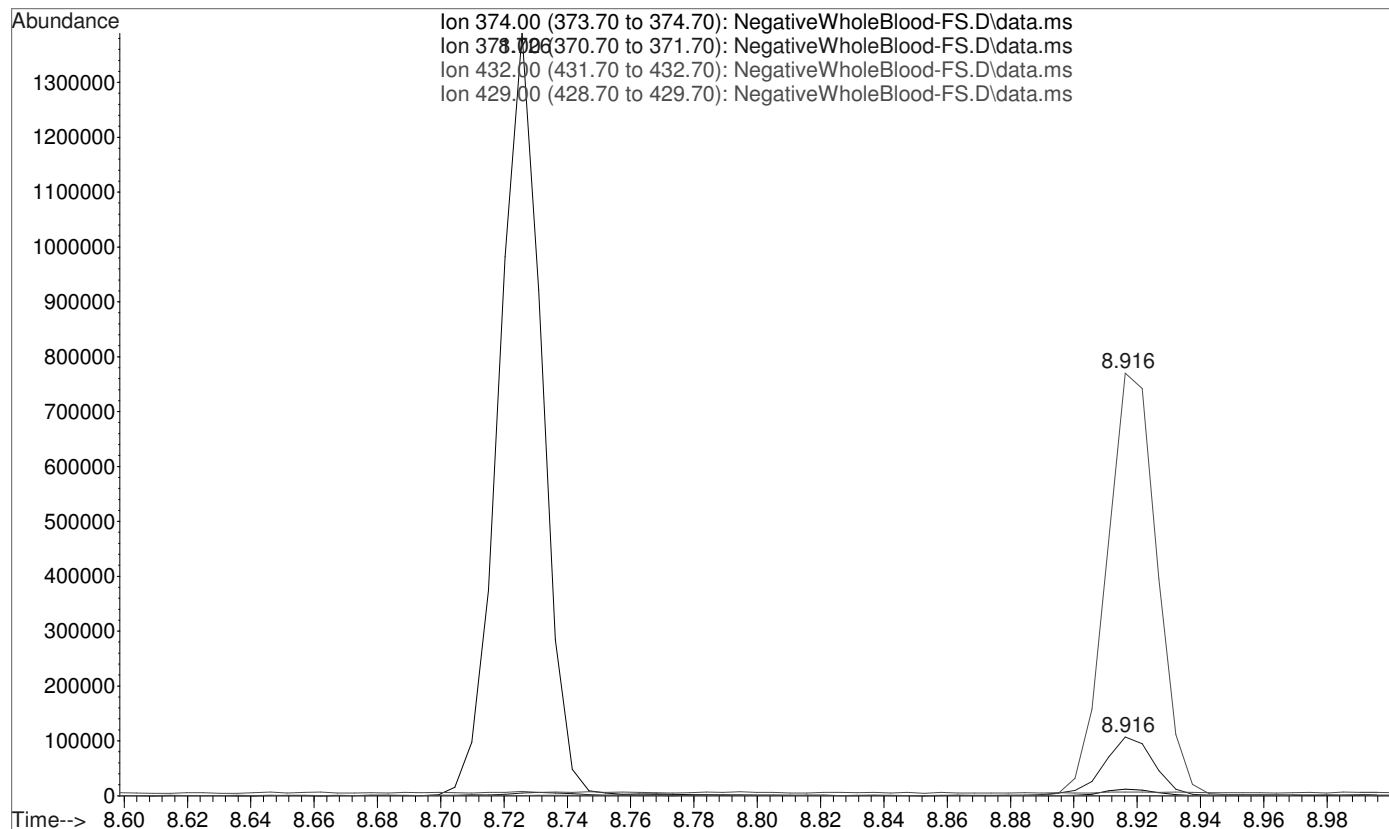




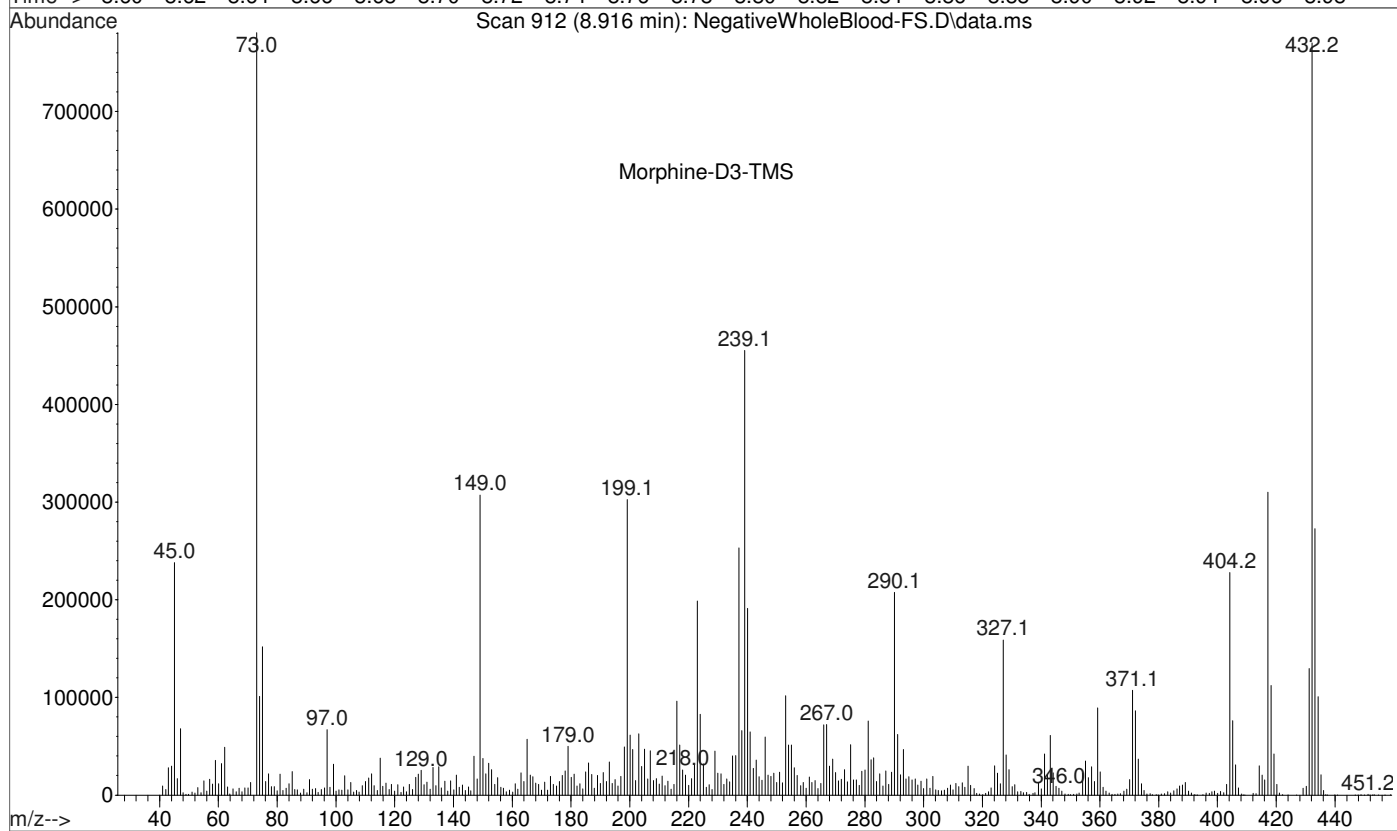
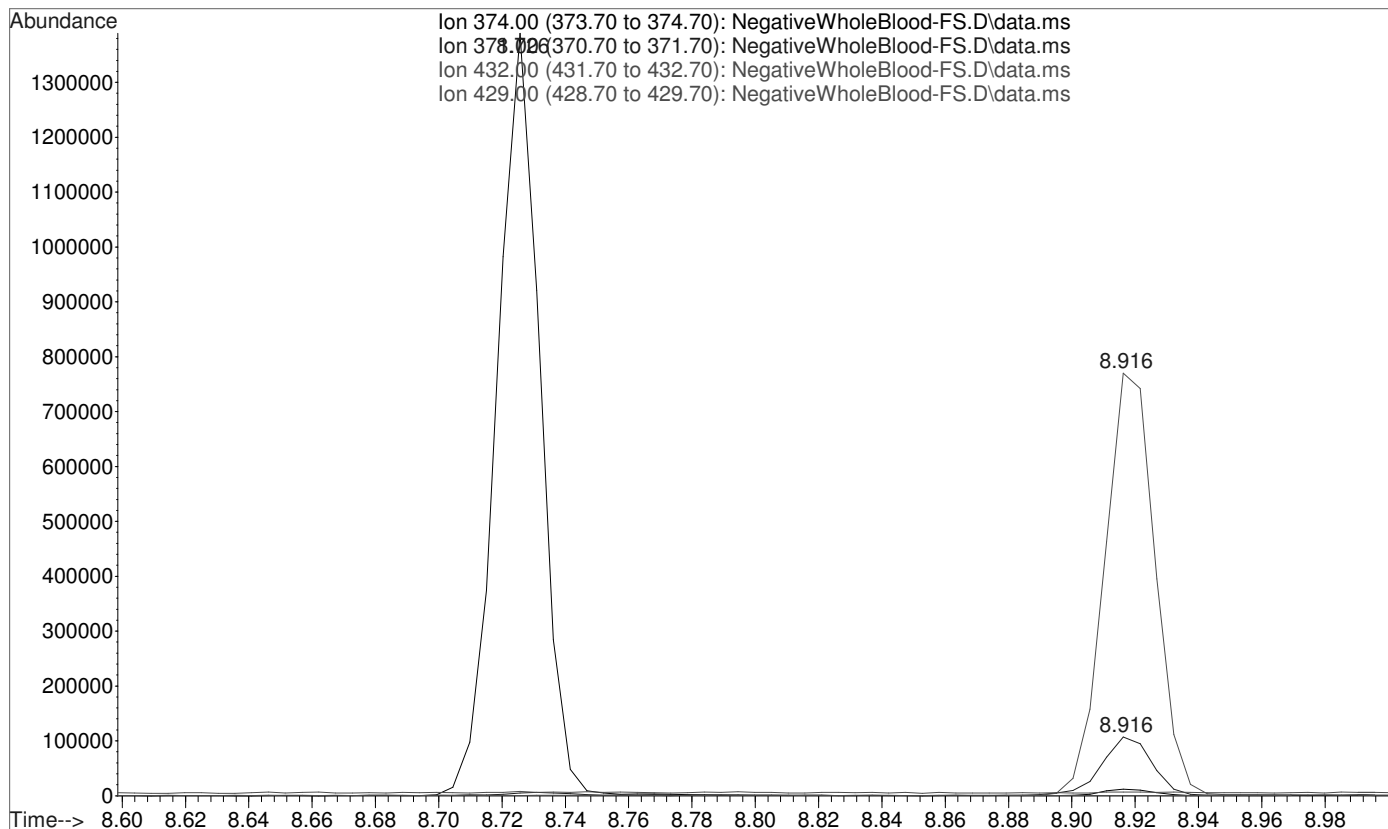
File :C:\gcms\1\data\Blood\092515OP\NegativeWholeBlood-FS.D
Operator : D Downey
Acquired : 25 Sep 2015 17:00 using AcqMethod AM3-10-3-FS.M
Instrument : Probie
Sample Name: Negative Whole Blood Utak Lot B0689
Misc Info : Analytical Method 3.10.3
Vial Number: 1




File :C:\gcms\1\data\Blood\092515OP\NegativeWholeBlood-FS.D
Operator : D Downey
Acquired : 25 Sep 2015 17:00 using AcqMethod AM3-10-3-FS.M
Instrument : Probie
Sample Name: Negative Whole Blood Utak Lot B0689
Misc Info : Analytical Method 3.10.3
Vial Number: 1



File :C:\gcms\1\data\Blood\092515OP\NegativeWholeBlood-FS.D
Operator : D Downey
Acquired : 25 Sep 2015 17:00 using AcqMethod AM3-10-3-FS.M
Instrument : Probie
Sample Name: Negative Whole Blood Utak Lot B0689
Misc Info : Analytical Method 3.10.3
Vial Number: 1





Data Path : C:\gcms\1\data\Blood\092515OP\
 Data File : NegativeWholeBlood.D
 Acq On : 25 Sep 2015 16:41
 Operator : D Downey
 Sample : Negative Whole Blood Utak Lot B0689
 Misc : Analytical Method 3.10.3
 ALS Vial : 1 Sample Multiplier: 1

Quant Time: Sep 29 11:53:21 2015
 Quant Method : C:\gcms\1\methods\AM-3-10-3-D3LVL1-6.M
 Quant Title : Analytical Method 3.10.3 - Codeine and Morphine
 QLast Update : Tue Sep 29 11:37:53 2015
 Response via : Initial Calibration

Compound	R.T.	QIon	Response	Conc	Units	Dev(Min)


Internal Standards						
1) Codeine-D3-TMS	8.726	374	1562559	100.00	ng/mL	0.00
3) Morphine-D3-TMS	8.921	432	894837	100.00	ng/mL	0.00
Target Compounds						
2) Codeine-TMS	0.000		0	N.D.		Qvalue
4) Morphine-TMS	0.000		0	N.D.		

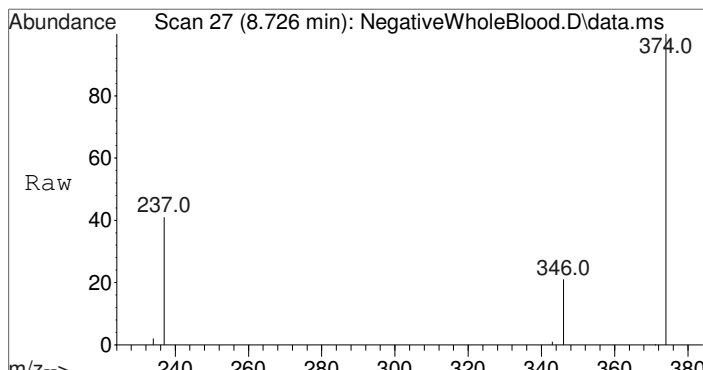
(#) = qualifier out of range (m) = manual integration (+) = signals summed



Data Path : C:\gcms\1\data\Blood\0925150P\
Data File : NegativeWholeBlood.D
Acq On : 25 Sep 2015 16:41
Operator : D Downey
Sample : Negative Whole Blood Utak Lot B0689
Misc : Analytical Method 3.10.3
ALS Vial : 1 Sample Multiplier: 1

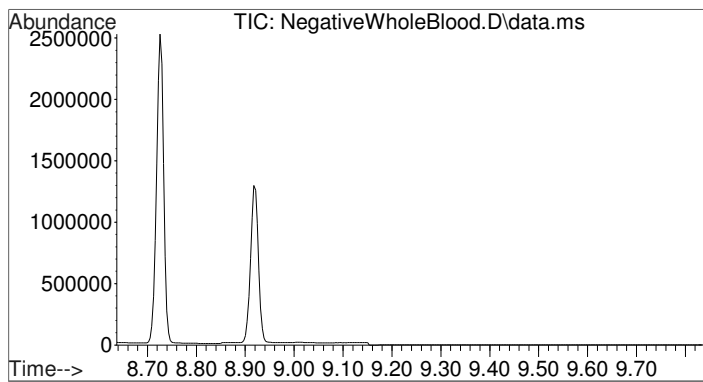
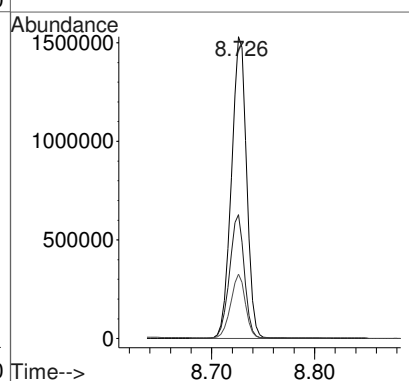
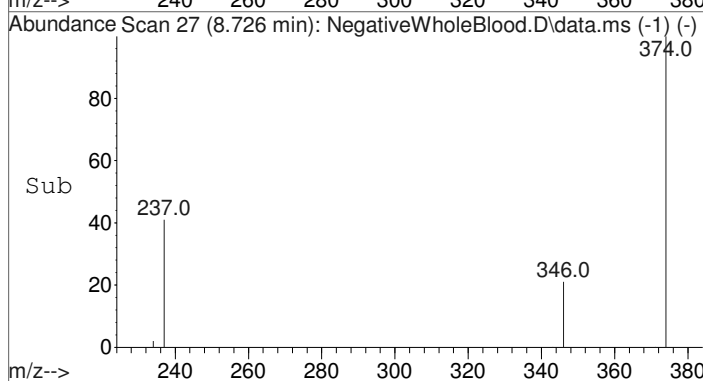
Quant Time: Sep 29 11:53:21 2015
Quant Method : C:\gcms\1\methods\AM-3-10-3-D3LVL1-6.M
Quant Title : Analytical Method 3.10.3 - Codeine and Morphine
QLast Update : Tue Sep 29 11:37:53 2015
Response via : Initial Calibration





#1
Codeine-D3-TMS
Concen: 100.00 ng/mL
RT: 8.726 min Scan# 27
Delta R.T. -0.003 min
Lab File: NegativeWholeBlood.D
Acq: 25 Sep 2015 16:41

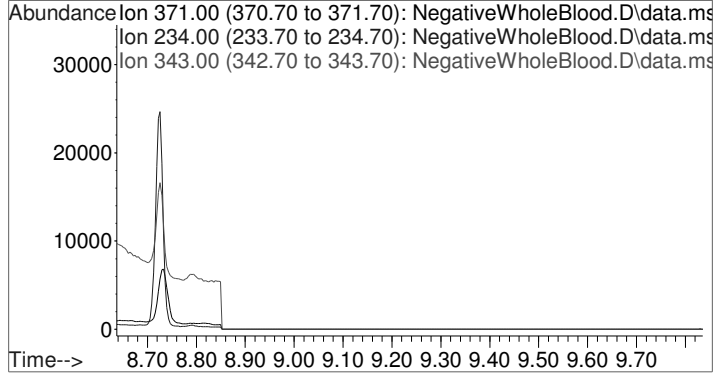
Tgt Ion	Resp	Lower	Upper
374	100		
237	40.1	32.3	48.5
346	20.4	16.2	24.2

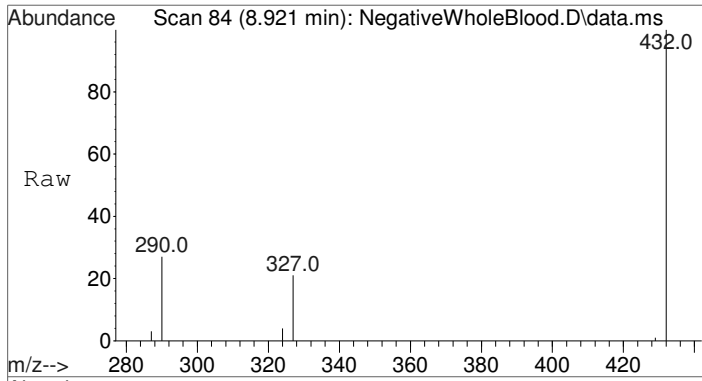



#2
Codeine-TMS
Concen: N.D.
Expected RT: 8.74 min

Lab File: NegativeWholeBlood.D
Acq: 25 Sep 2015 16:41

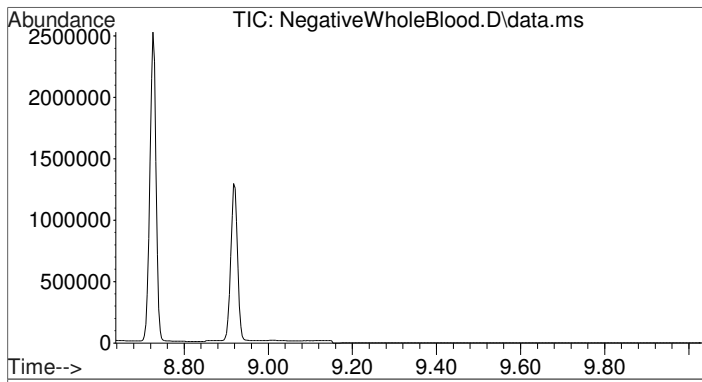
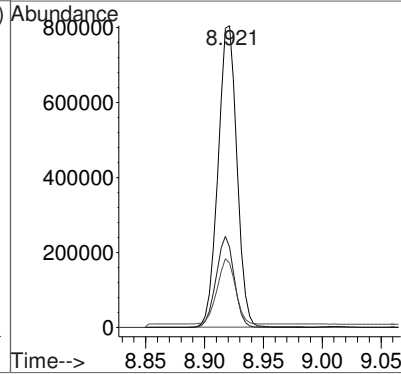
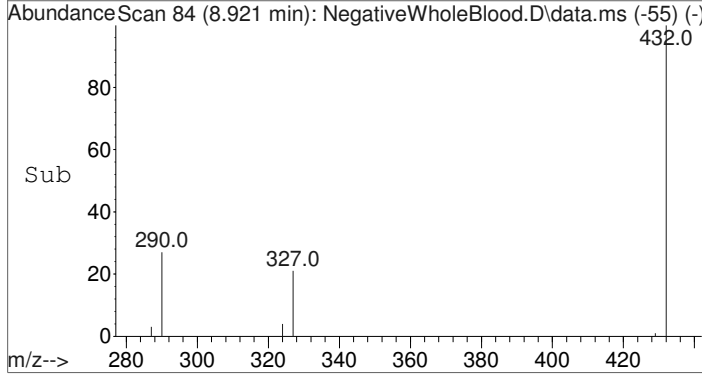
Tgt Ion	Exp Ratio
371	100
234	40.9
343	22.4





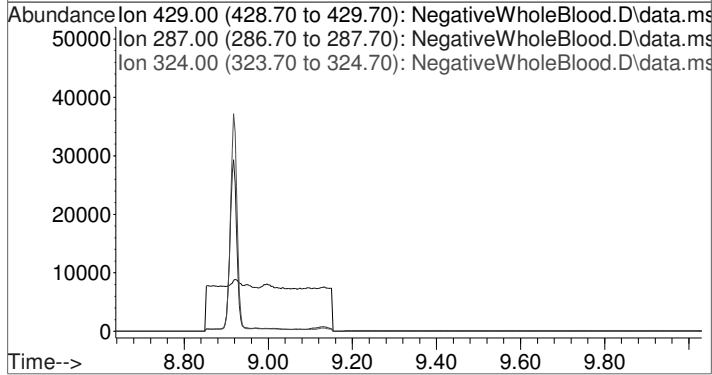
#3
Morphine-D3-TMS
Concen: 100.00 ng/mL
RT: 8.921 min Scan# 84
Delta R.T. 0.000 min
Lab File: NegativeWholeBlood.D
Acq: 25 Sep 2015 16:41


Tgt Ion	Resp	Lower	Upper
432	100		
290	29.0	23.4	35.0
327	22.1	17.0	25.4



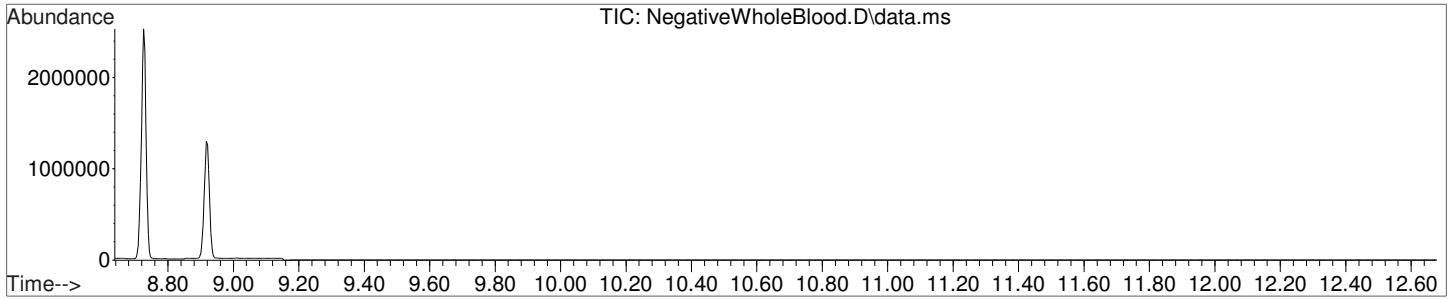
#4
Morphine-TMS
Concen: N.D.
Expected RT: 8.93 min
Lab File: NegativeWholeBlood.D
Acq: 25 Sep 2015 16:41

Tgt Ion	Exp Ratio
429	100
287	40.6
324	39.6

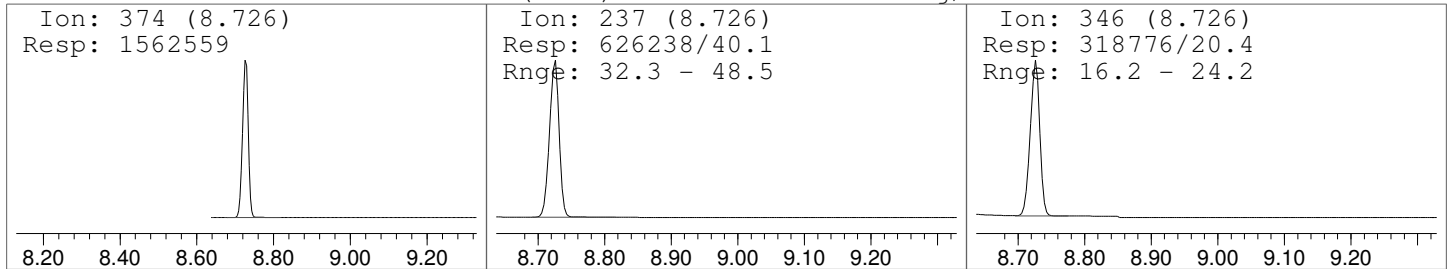




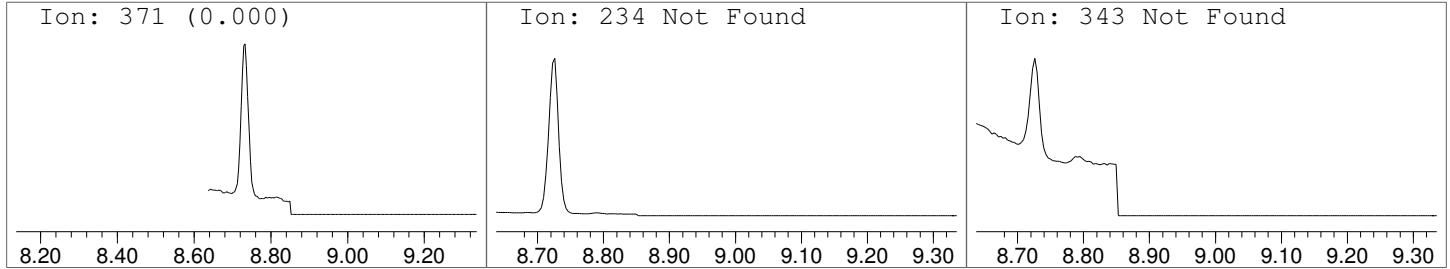
Data Path : C:\gcms\1\data\Blood\092515OP\
 Data File : NegativeWholeBlood.D
 Acq On : 25 Sep 2015 16:41
 Operator : D Downey
 Sample : Negative Whole Blood Utak Lot B0689
 Misc : Analytical Method 3.10.3
 ALS Vial : 1 Sample Multiplier: 1



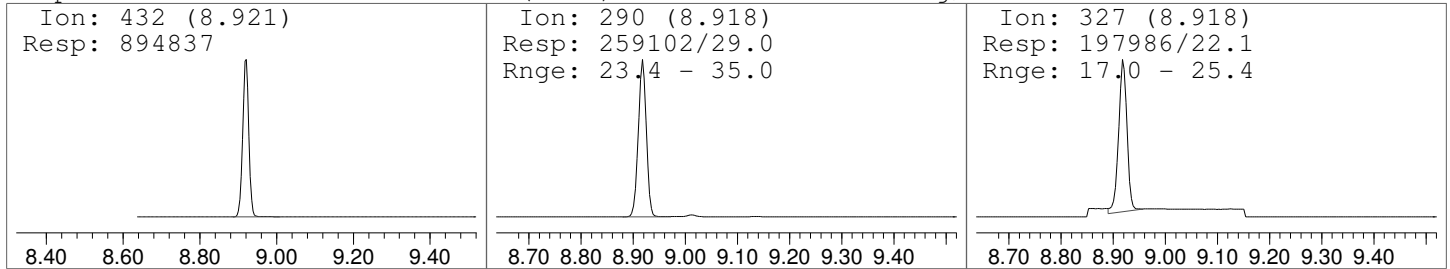
Codeine-D3-TMS (ISTD) Amount: 100.00 ng/mL



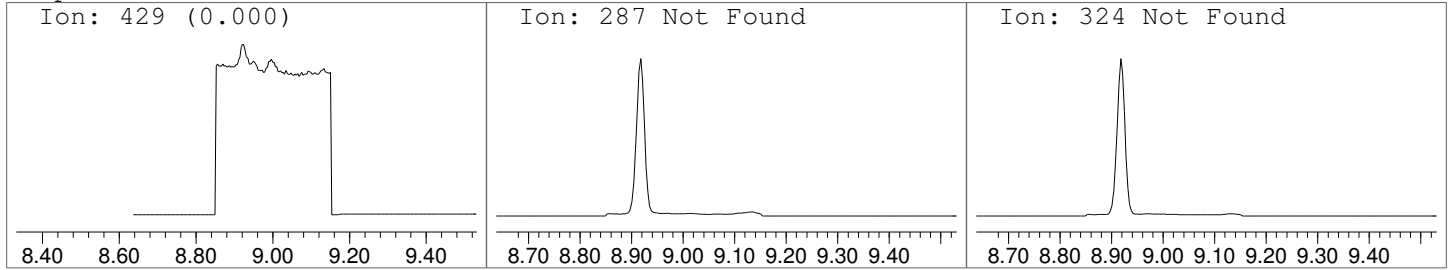
Codeine-TMS Amount: Not Found



Morphine-D3-TMS (ISTD) Amount: 100.00 ng/mL



Morphine-TMS Amount: Not Found



Data Path : C:\gcms\1\data\Blood\092515OP\
 Data File : CalLevel-1-25.D
 Acq On : 25 Sep 2015 17:19
 Operator : D Downey
 Sample : Calibrator Level 1: 25ng/mL
 Misc : Analytical Method 3.10.3
 ALS Vial : 2 Sample Multiplier: 1




Quant Time: Sep 29 11:39:20 2015
 Quant Method : C:\gcms\1\methods\AM-3-10-3-D3LVL1-6.M
 Quant Title : Analytical Method 3.10.3 - Codeine and Morphine
 QLast Update : Tue Sep 29 11:37:53 2015
 Response via : Initial Calibration

Compound	R.T.	QIon	Response	Conc	Units	Dev(Min)

Internal Standards						
1) Codeine-D3-TMS	8.726	374	1637881	100.00	ng/mL	0.00
3) Morphine-D3-TMS	8.921	432	978539	100.00	ng/mL	0.00
Target Compounds						
						Qvalue
2) Codeine-TMS	8.736	371	53298	25.57	ng/mL#	46
4) Morphine-TMS	8.931	429	27862	23.77	ng/mL#	1


(#) = qualifier out of range (m) = manual integration (+) = signals summed

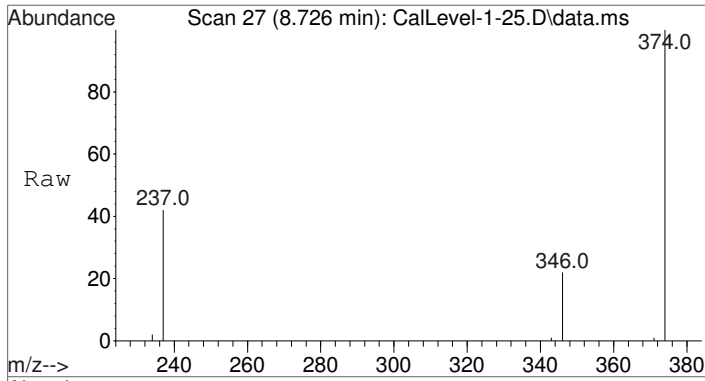

Qualifier ratios out of range - not able to manually integrate. Any codeine/morphine in case samples must be confirmed in full scan if calculated quantity is below 100 ng/mL.



Data Path : C:\gcms\1\data\Blood\0925150P\
Data File : CalLevel-1-25.D
Acq On : 25 Sep 2015 17:19
Operator : D Downey
Sample : Calibrator Level 1: 25ng/mL
Misc : Analytical Method 3.10.3
ALS Vial : 2 Sample Multiplier: 1

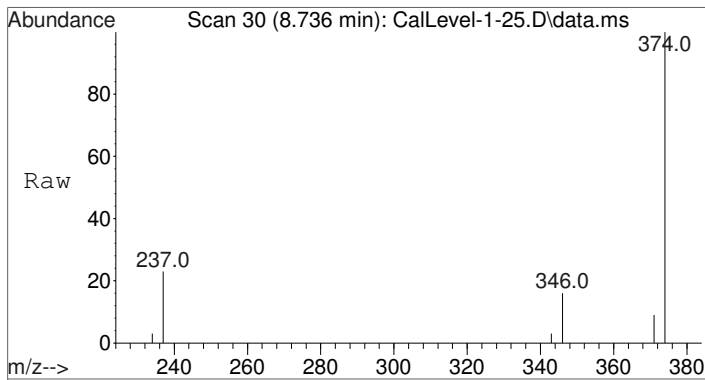
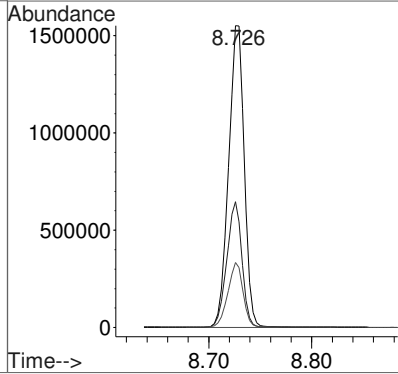
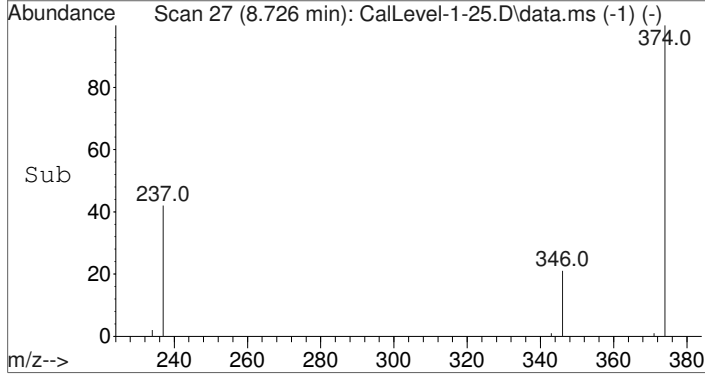
Quant Time: Sep 29 11:39:20 2015
Quant Method : C:\gcms\1\methods\AM-3-10-3-D3LVL1-6.M
Quant Title : Analytical Method 3.10.3 - Codeine and Morphine
QLast Update : Tue Sep 29 11:37:53 2015
Response via : Initial Calibration





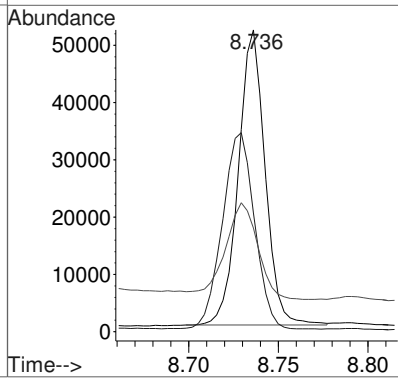
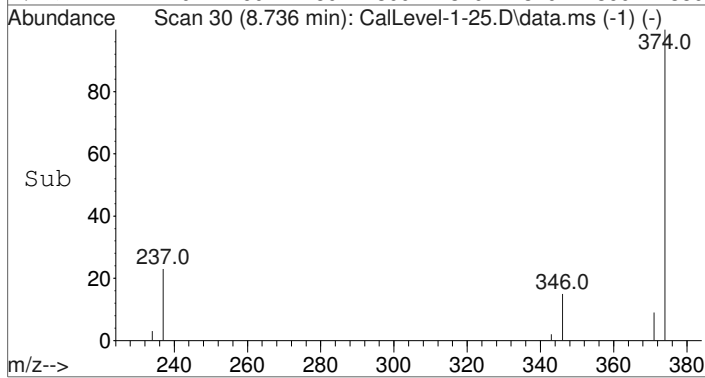
#1
Codeine-D3-TMS
Concen: 100.00 ng/mL
RT: 8.726 min Scan# 27
Delta R.T. -0.003 min
Lab File: CalLevel-1-25.D
Acq: 25 Sep 2015 17:19

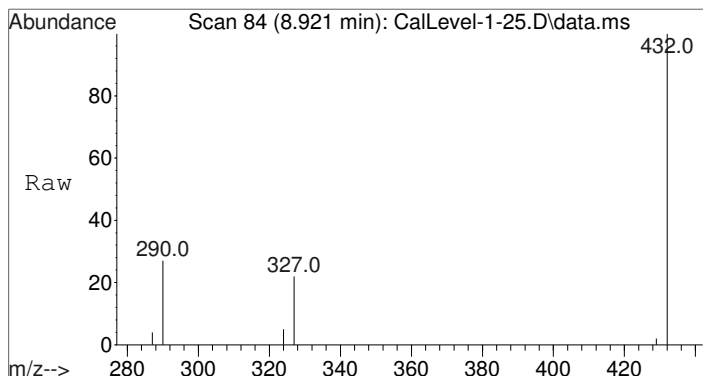
Tgt Ion	Resp	Lower	Upper
374	1637881		
374	100		
237	40.0	32.3	48.5
346	20.4	16.2	24.2



#2
Codeine-TMS
Concen: 25.57 ng/mL
RT: 8.736 min Scan# 30
Delta R.T. 0.000 min
Lab File: CalLevel-1-25.D
Acq: 25 Sep 2015 17:19

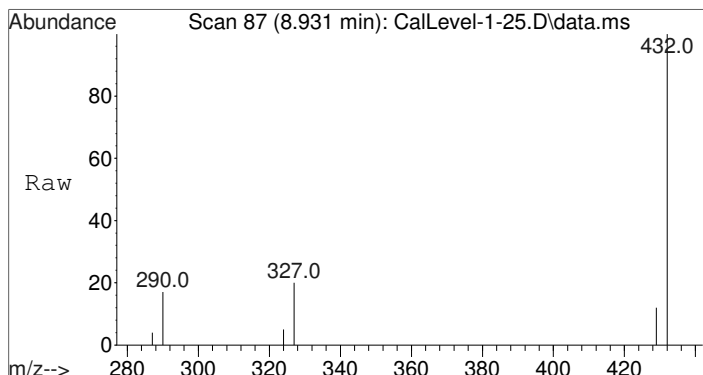
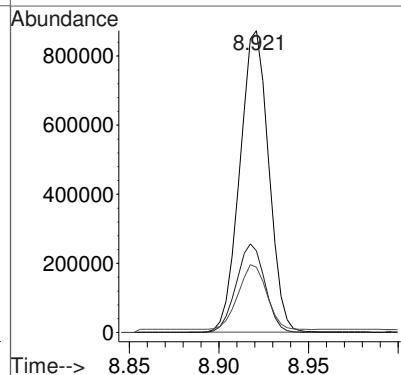
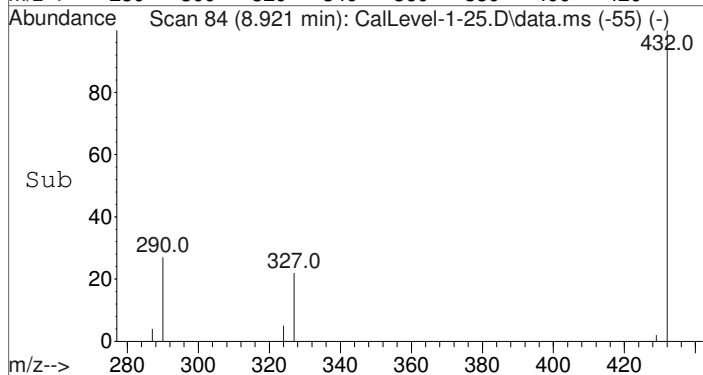
Tgt Ion	Resp	Lower	Upper
371	53298		
371	100		
234	80.1	32.7	49.1#
343	40.5	17.9	26.9#





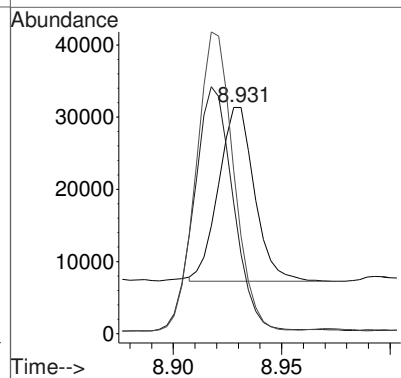
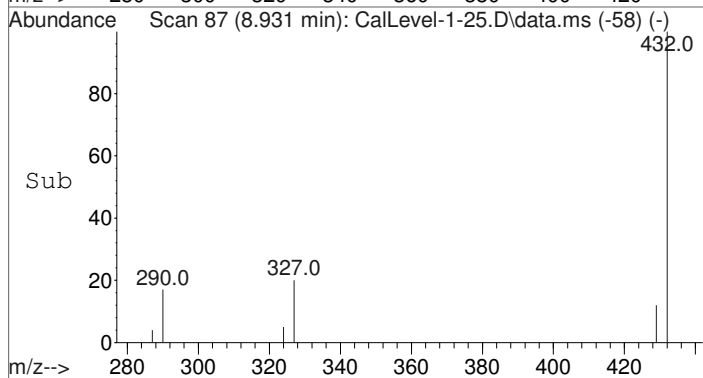
#3
Morphine-D3-TMS
Concen: 100.00 ng/mL
RT: 8.921 min Scan# 84
Delta R.T. -0.000 min
Lab File: CalLevel-1-25.D
Acq: 25 Sep 2015 17:19


Tgt Ion	Ratio	Resp	Lower	Upper
432	100	978539		
290	29.1	23.4	35.0	
327	21.1	17.0	25.4	



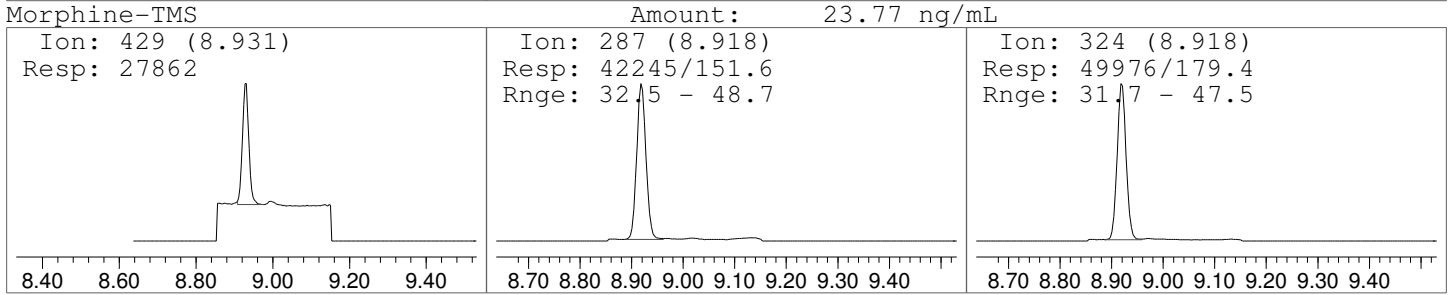
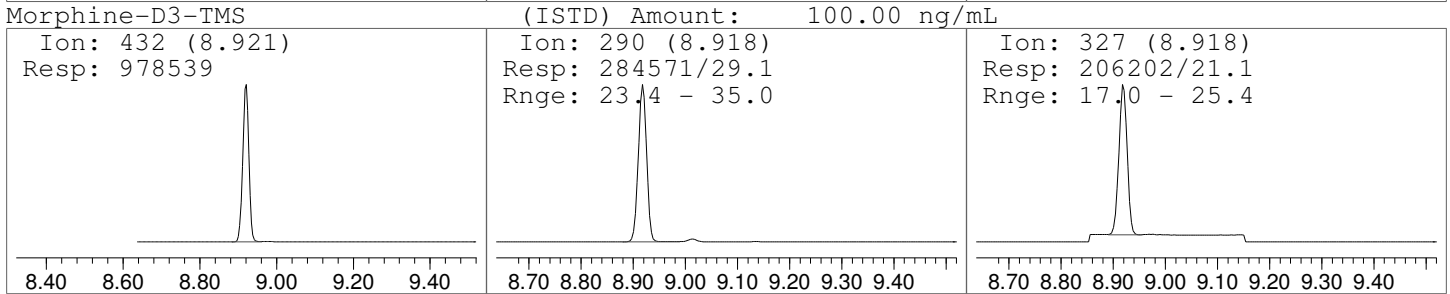

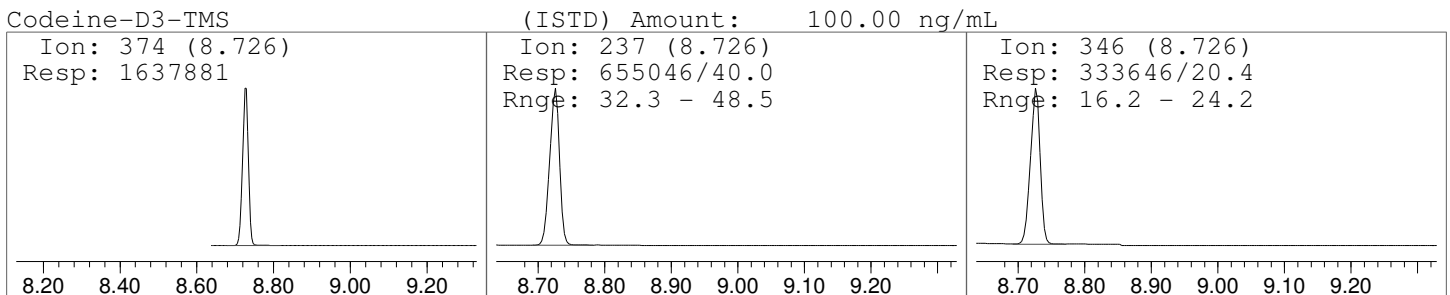
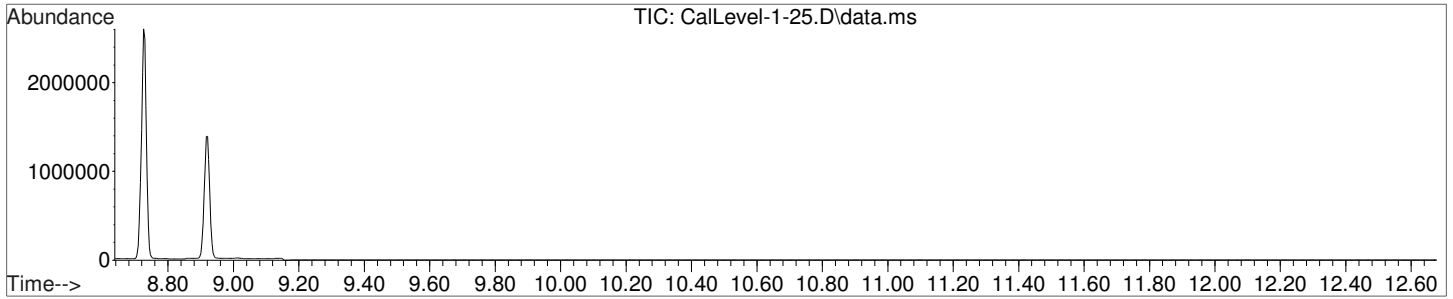
#4
Morphine-TMS
Concen: 23.77 ng/mL
RT: 8.931 min Scan# 87
Delta R.T. 0.000 min
Lab File: CalLevel-1-25.D
Acq: 25 Sep 2015 17:19

Tgt Ion	Ratio	Resp	Lower	Upper
429	100	27862		
287	151.6	32.5	48.7#	
324	179.4	31.7	47.5#	





Data Path : C:\gcms\1\data\Blood\092515OP\
 Data File : CalLevel-1-25.D
 Acq On : 25 Sep 2015 17:19
 Operator : D Downey
 Sample : Calibrator Level 1: 25ng/mL
 Misc : Analytical Method 3.10.3
 ALS Vial : 2 Sample Multiplier: 1





Data Path : C:\gcms\1\data\Blood\092515OP\
 Data File : CalLevel-2-50.D
 Acq On : 25 Sep 2015 17:38
 Operator : D Downey
 Sample : Calibrator Level 2: 50ng/mL
 Misc : Analytical Method 3.10.3
 ALS Vial : 3 Sample Multiplier: 1

Quant Time: Sep 29 11:38:07 2015
 Quant Method : C:\gcms\1\methods\AM-3-10-3-D3LVL1-6.M
 Quant Title : Analytical Method 3.10.3 - Codeine and Morphine
 QLast Update : Tue Sep 29 11:37:53 2015
 Response via : Initial Calibration

Compound	R.T.	QIon	Response	Conc	Units	Dev(Min)
Internal Standards						
1) Codeine-D3-TMS	8.726	374	1685153	100.00	ng/mL	0.00
3) Morphine-D3-TMS	8.921	432	1215949	100.00	ng/mL	0.00
Target Compounds						
2) Codeine-TMS	8.736	371	101099	49.68	ng/mL#	75
4) Morphine-TMS	8.928	429	78246	55.10	ng/mL#	28


(#) = qualifier out of range (m) = manual integration (+) = signals summed

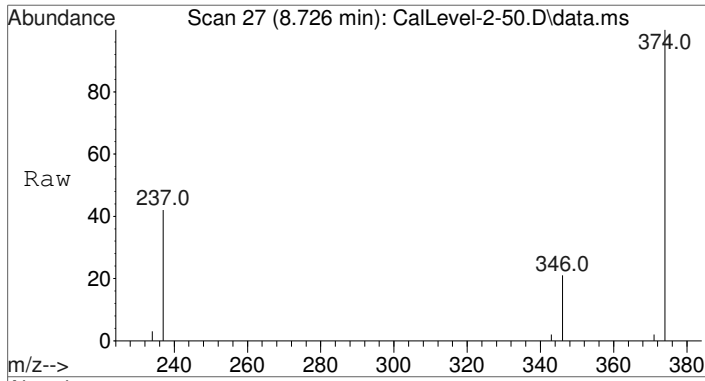

Qualifier ratios out of range - not able to manually integrate. Any codeine/morphine in case samples must be confirmed in full scan if calculated quantity is below 100 ng/mL.



Data Path : C:\gcms\1\data\Blood\0925150P\
Data File : CalLevel-2-50.D
Acq On : 25 Sep 2015 17:38
Operator : D Downey
Sample : Calibrator Level 2: 50ng/mL
Misc : Analytical Method 3.10.3
ALS Vial : 3 Sample Multiplier: 1

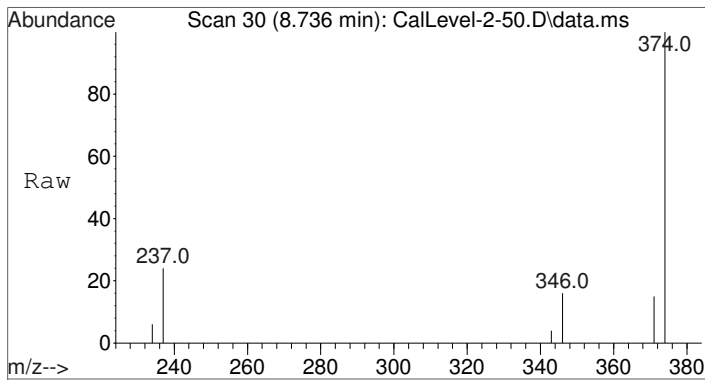
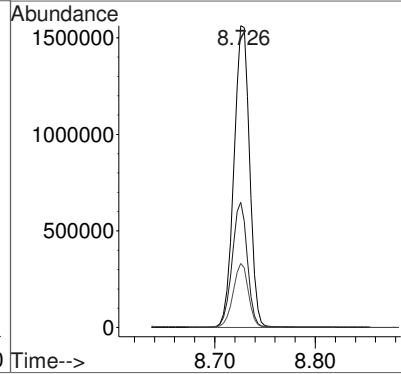
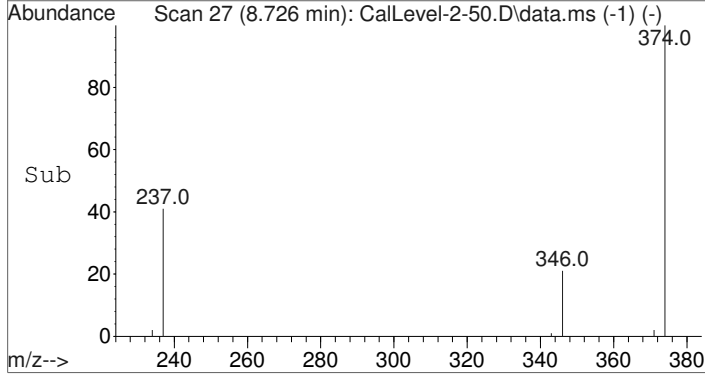
Quant Time: Sep 29 11:38:07 2015
Quant Method : C:\gcms\1\methods\AM-3-10-3-D3LVL1-6.M
Quant Title : Analytical Method 3.10.3 - Codeine and Morphine
QLast Update : Tue Sep 29 11:37:53 2015
Response via : Initial Calibration





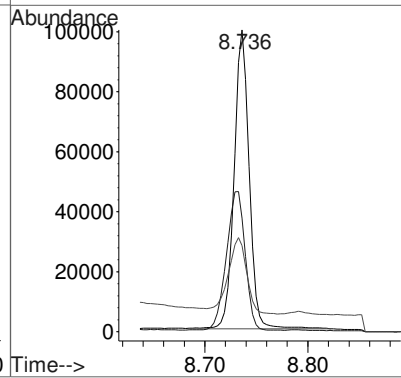
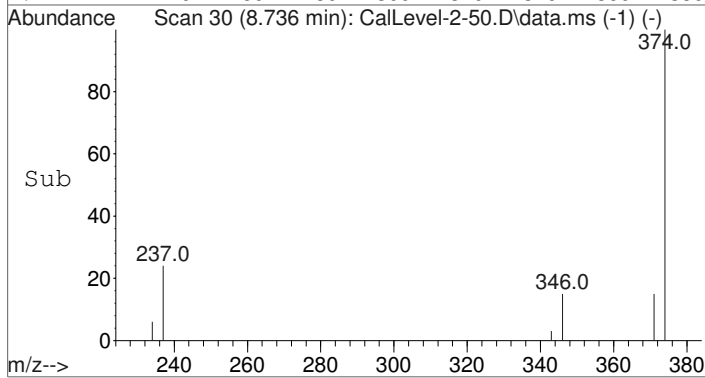
#1
Codeine-D3-TMS
Concen: 100.00 ng/mL
RT: 8.726 min Scan# 27
Delta R.T. -0.003 min
Lab File: CalLevel-2-50.D
Acq: 25 Sep 2015 17:38

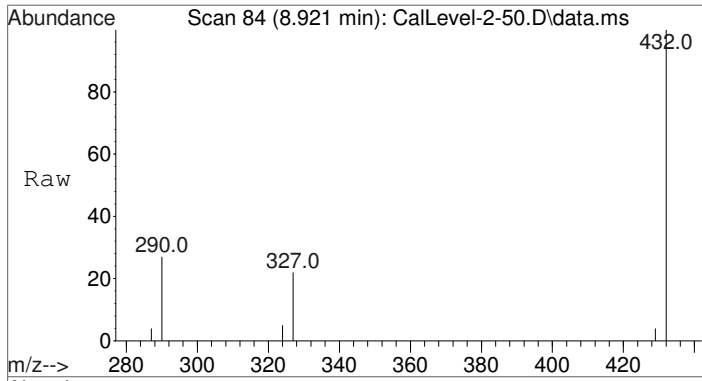

Tgt Ion	Resp	Lower	Upper
374	100		
237	40.0	32.3	48.5
346	20.3	16.2	24.2



#2
Codeine-TMS
Concen: 49.68 ng/mL
RT: 8.736 min Scan# 30
Delta R.T. 0.000 min
Lab File: CalLevel-2-50.D
Acq: 25 Sep 2015 17:38

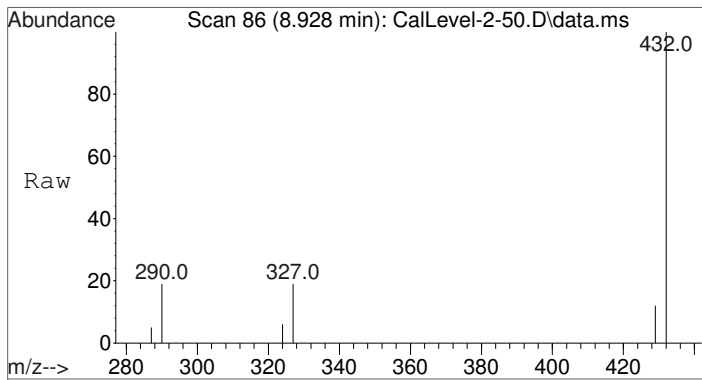
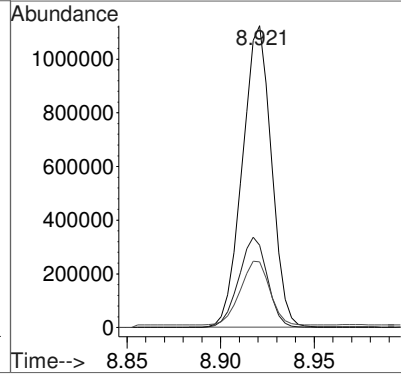
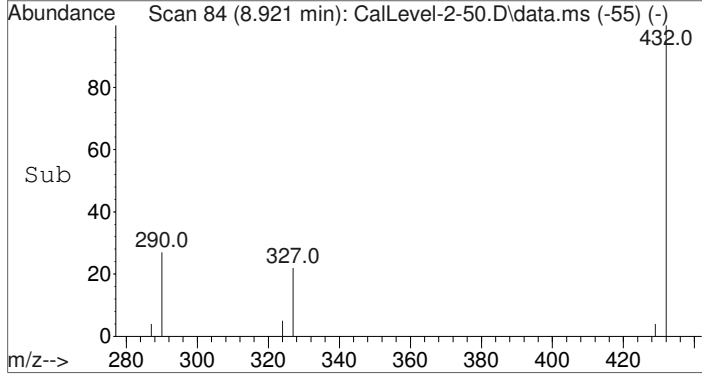
Tgt Ion	Resp	Lower	Upper
371	100		
234	57.9	32.7	49.1#
343	31.9	17.9	26.9#





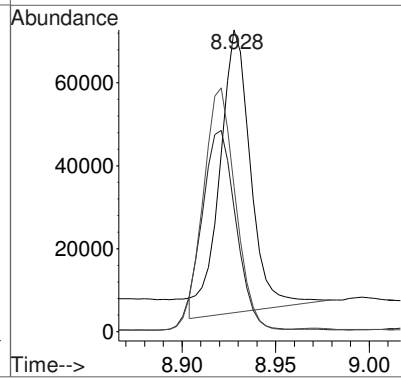
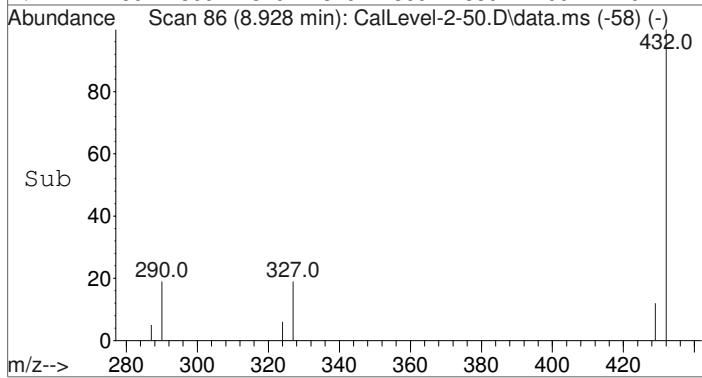
#3
Morphine-D3-TMS
Concen: 100.00 ng/mL
RT: 8.921 min Scan# 84
Delta R.T. -0.000 min
Lab File: CalLevel-2-50.D
Acq: 25 Sep 2015 17:38

Tgt Ion	Resp	Lower	Upper
432	100		
290	29.5	23.4	35.0
327	22.2	17.0	25.4



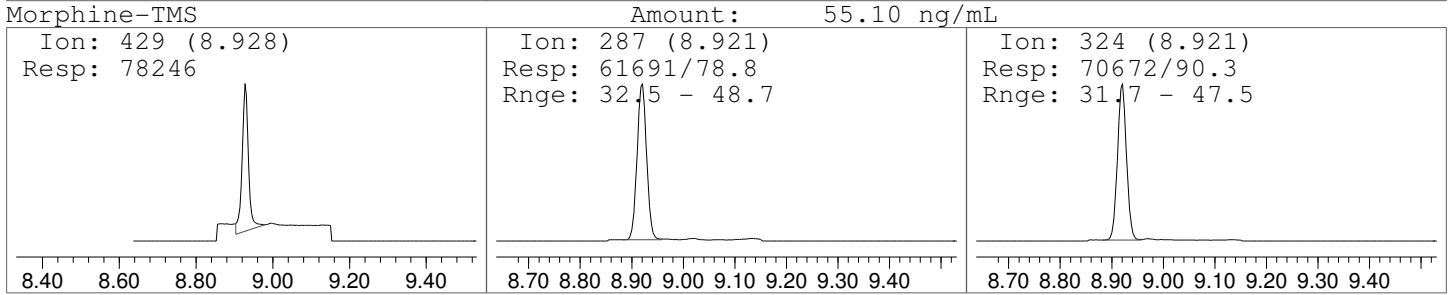
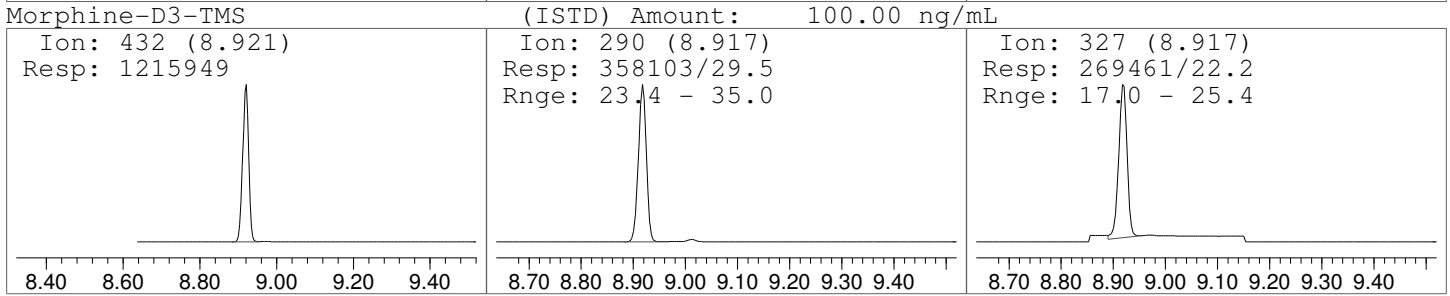
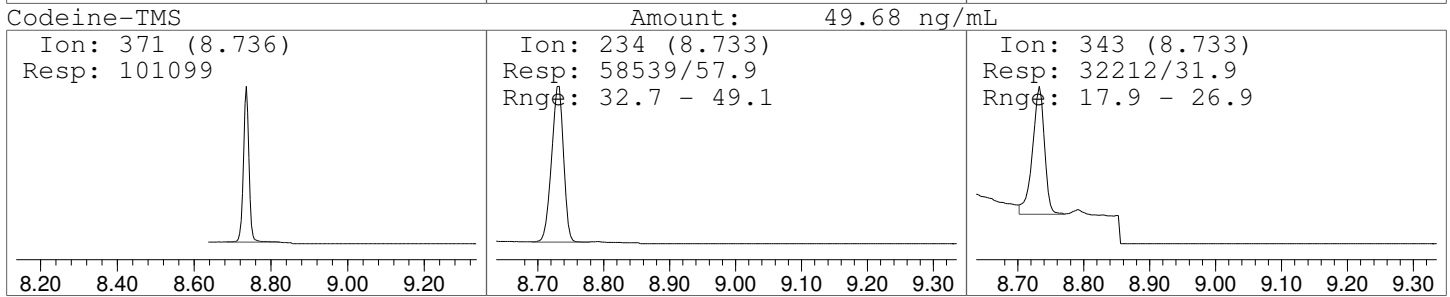
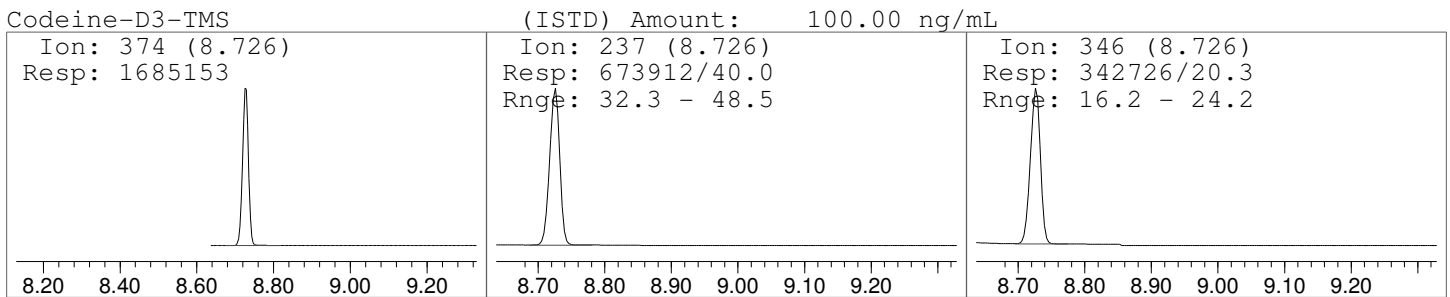
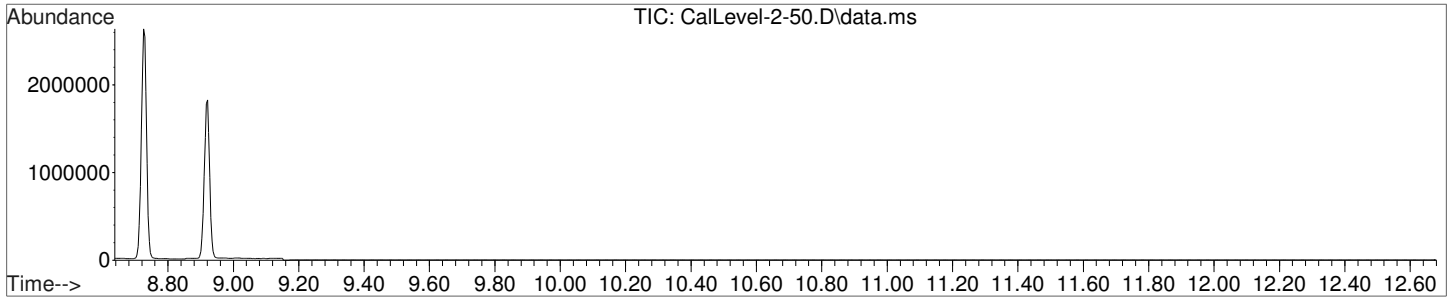
#4
Morphine-TMS
Concen: 55.10 ng/mL
RT: 8.928 min Scan# 86
Delta R.T. -0.003 min
Lab File: CalLevel-2-50.D
Acq: 25 Sep 2015 17:38


Tgt Ion	Resp	Lower	Upper
429	100		
287	78.8	32.5	48.7#
324	90.3	31.7	47.5#





Data Path : C:\gcms\1\data\Blood\092515OP\
 Data File : CalLevel-2-50.D
 Acq On : 25 Sep 2015 17:38
 Operator : D Downey
 Sample : Calibrator Level 2: 50ng/mL
 Misc : Analytical Method 3.10.3
 ALS Vial : 3 Sample Multiplier: 1





Data Path : C:\gcms\1\data\Blood\092515OP\
 Data File : CalLevel-3-100.D
 Acq On : 25 Sep 2015 17:57
 Operator : D Downey
 Sample : Calibrator Level 3: 100ng/mL
 Misc : Analytical Method 3.10.3
 ALS Vial : 4 Sample Multiplier: 1


Quant Time: Sep 29 11:38:12 2015
 Quant Method : C:\gcms\1\methods\AM-3-10-3-D3LVL1-6.M
 Quant Title : Analytical Method 3.10.3 - Codeine and Morphine
 QLast Update : Tue Sep 29 11:37:53 2015
 Response via : Initial Calibration

Compound	R.T.	QIon	Response	Conc	Units	Dev(Min)

Internal Standards						
1) Codeine-D3-TMS	8.729	374	1755291	100.00	ng/mL	0.00
3) Morphine-D3-TMS	8.921	432	1127423	100.00	ng/mL	0.00
Target Compounds						
						Qvalue
2) Codeine-TMS	8.736	371	197647	95.88	ng/mL	89
4) Morphine-TMS	8.931	429	123276	94.39	ng/mL# *	64


(#) = qualifier out of range (m) = manual integration (+) = signals summed

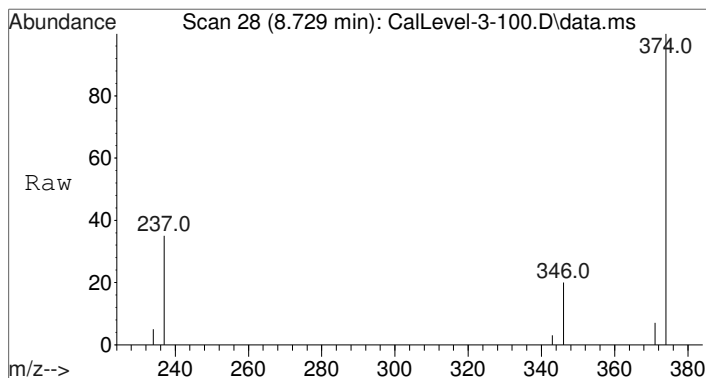
*Qualifiers out of range - refer to manual integration.



Data Path : C:\gcms\1\data\Blood\0925150P\
Data File : CalLevel-3-100.D
Acq On : 25 Sep 2015 17:57
Operator : D Downey
Sample : Calibrator Level 3: 100ng/mL
Misc : Analytical Method 3.10.3
ALS Vial : 4 Sample Multiplier: 1

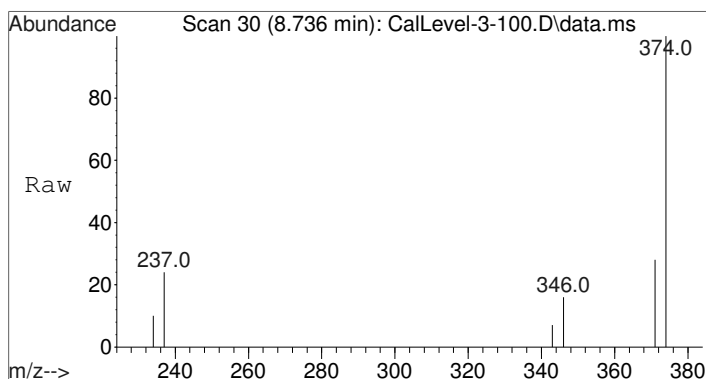
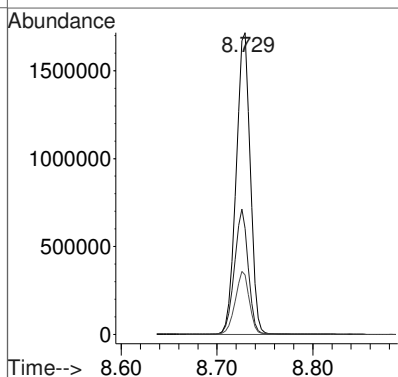
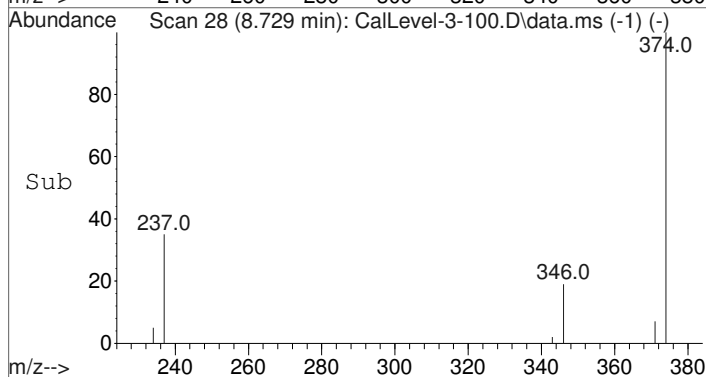
Quant Time: Sep 29 11:38:12 2015
Quant Method : C:\gcms\1\methods\AM-3-10-3-D3LVL1-6.M
Quant Title : Analytical Method 3.10.3 - Codeine and Morphine
QLast Update : Tue Sep 29 11:37:53 2015
Response via : Initial Calibration





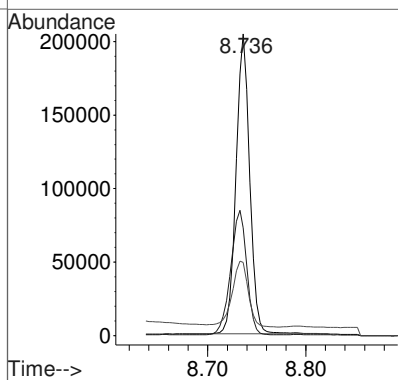
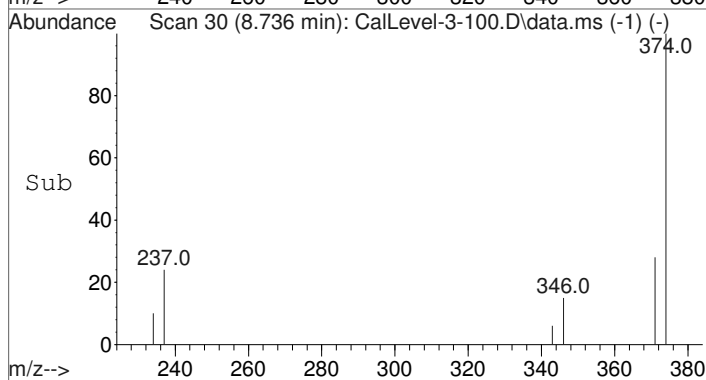
#1
Codeine-D3-TMS
Concen: 100.00 ng/mL
RT: 8.729 min Scan# 28
Delta R.T. 0.000 min
Lab File: CalLevel-3-100.D
Acq: 25 Sep 2015 17:57

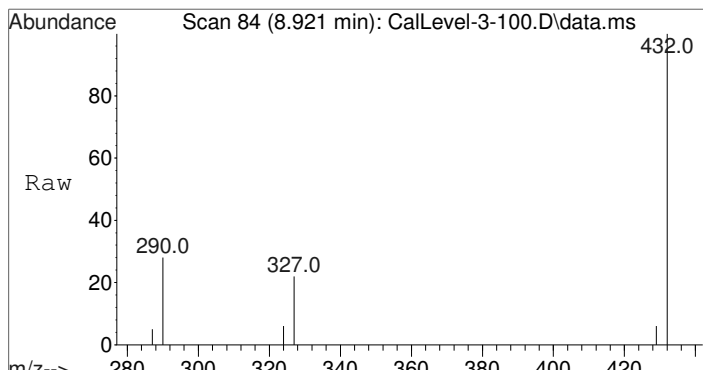

Tgt Ion	Resp	Lower	Upper
374	1755291		
374	100		
237	40.2	32.3	48.5
346	20.3	16.2	24.2



#2
Codeine-TMS
Concen: 95.88 ng/mL
RT: 8.736 min Scan# 30
Delta R.T. 0.000 min
Lab File: CalLevel-3-100.D
Acq: 25 Sep 2015 17:57

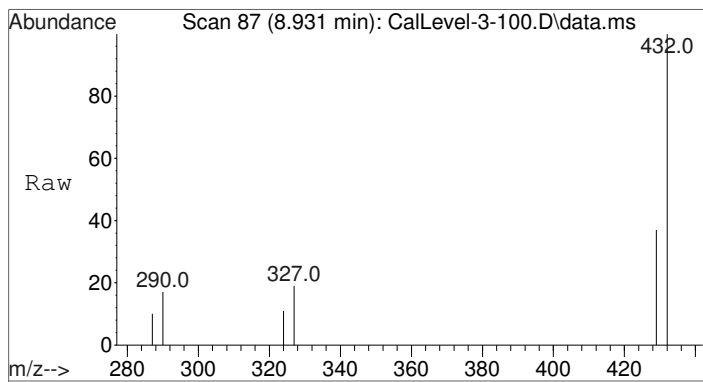
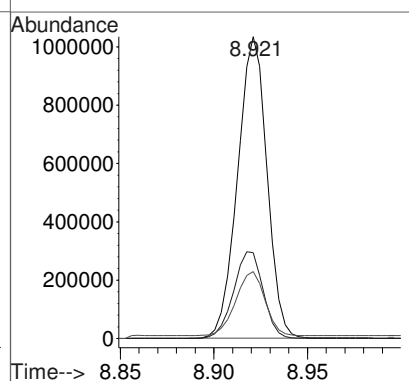
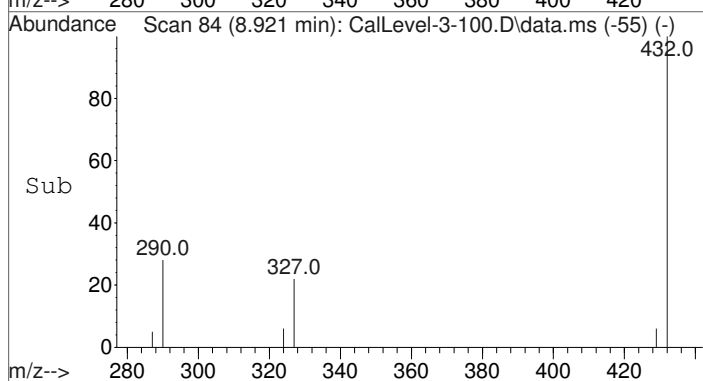
Tgt Ion	Resp	Lower	Upper
371	197647		
371	100		
234	48.7	32.7	49.1
343	26.3	17.9	26.9





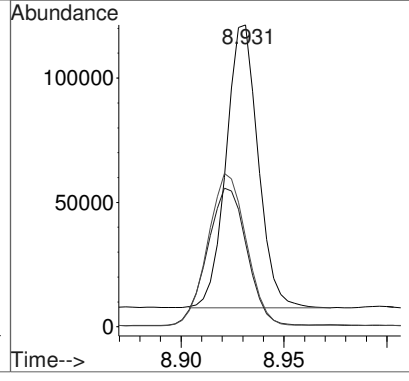
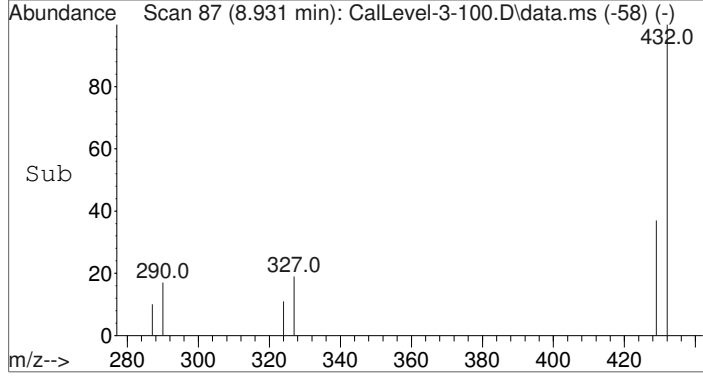
#3
Morphine-D3-TMS
Concen: 100.00 ng/mL
RT: 8.921 min Scan# 84
Delta R.T. 0.000 min
Lab File: CalLevel-3-100.D
Acq: 25 Sep 2015 17:57


Tgt Ion	Resp	Lower	Upper
432	100		
290	29.1	23.4	35.0
327	22.3	17.0	25.4



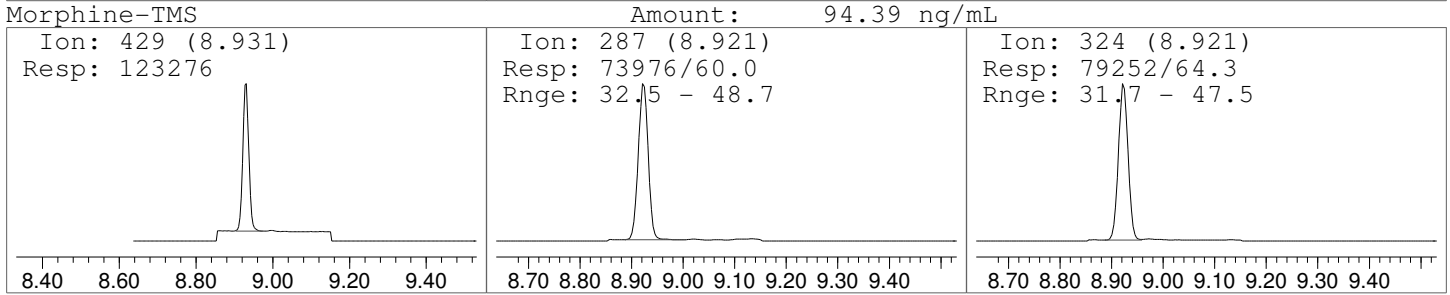
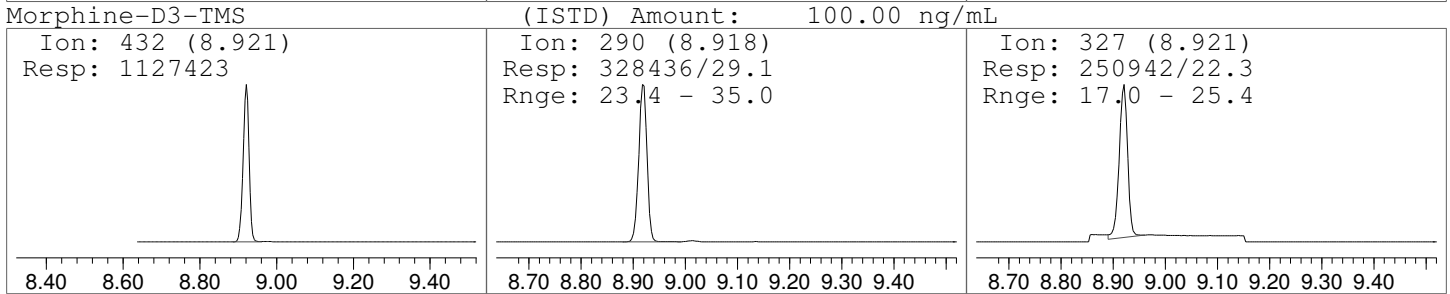
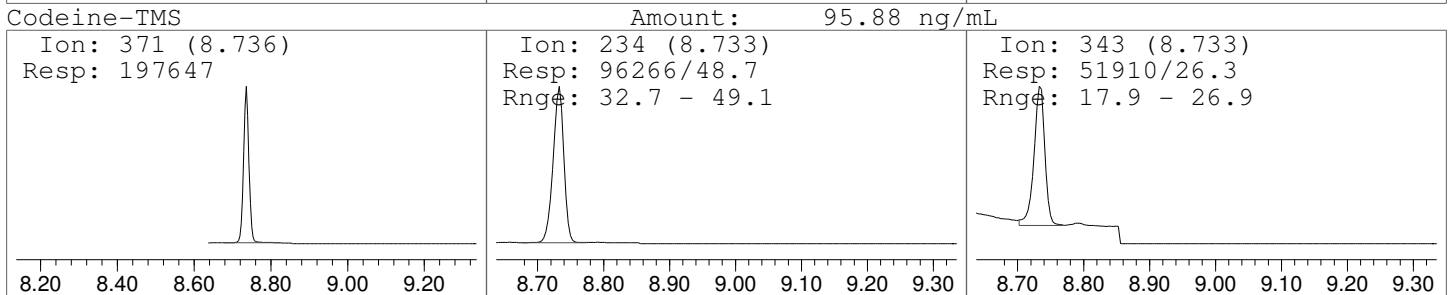
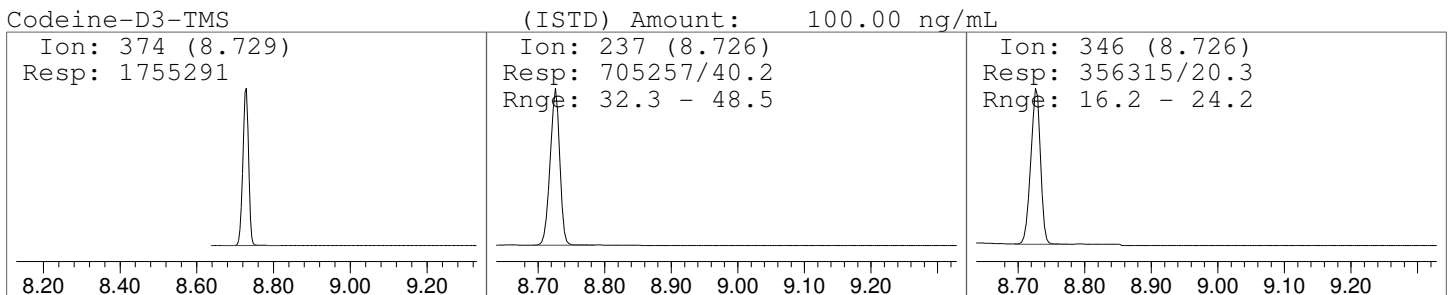
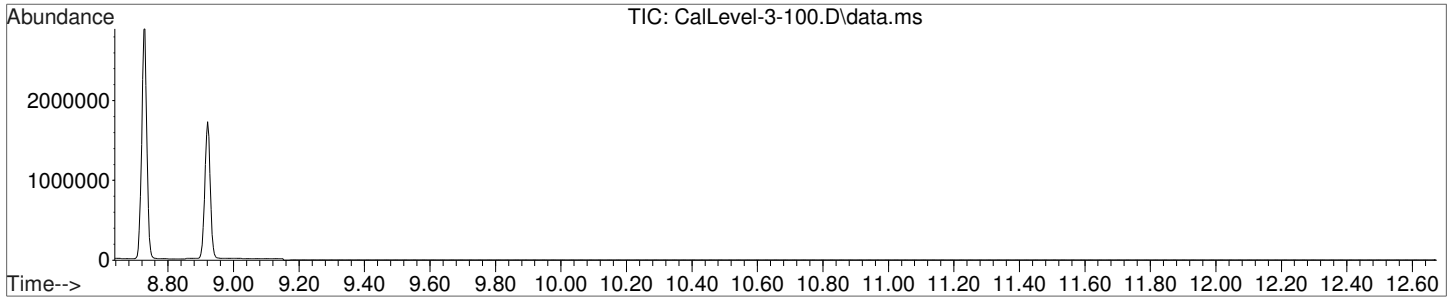
#4
Morphine-TMS
Concen: 94.39 ng/mL
RT: 8.931 min Scan# 87
Delta R.T. 0.000 min
Lab File: CalLevel-3-100.D
Acq: 25 Sep 2015 17:57

Tgt Ion	Resp	Lower	Upper
429	100		
287	60.0	32.5	48.7#
324	64.3	31.7	47.5#





Data Path : C:\gcms\1\data\Blood\092515OP\
 Data File : CalLevel-3-100.D
 Acq On : 25 Sep 2015 17:57
 Operator : D Downey
 Sample : Calibrator Level 3: 100ng/mL
 Misc : Analytical Method 3.10.3
 ALS Vial : 4 Sample Multiplier: 1





Data Path : C:\gcms\1\data\Blood\092515OP\
 Data File : CalLevel-3-100.D
 Acq On : 25 Sep 2015 17:57
 Operator : D Downey
 Sample : Calibrator Level 3: 100ng/mL
 Misc : Analytical Method 3.10.3
 ALS Vial : 4 Sample Multiplier: 1

Quant Time: Sep 29 11:38:12 2015
 Quant Method : C:\gcms\1\methods\AM-3-10-3-D3LVL1-6.M
 Quant Title : Analytical Method 3.10.3 - Codeine and Morphine
 QLast Update : Tue Sep 29 11:37:53 2015
 Response via : Initial Calibration

Compound	R.T.	QIon	Response	Conc	Units	Dev(Min)

Internal Standards						
1) Codeine-D3-TMS	8.729	374	1755291	100.00	ng/mL	0.00
3) Morphine-D3-TMS	8.921	432	1127423	100.00	ng/mL	0.00
Target Compounds						
						Qvalue
2) Codeine-TMS	8.736	371	197647	95.88	ng/mL	89
4) Morphine-TMS	8.931	429	172298m*	132.36	ng/mL	


(#) = qualifier out of range (m) = manual integration (+) = signals summed

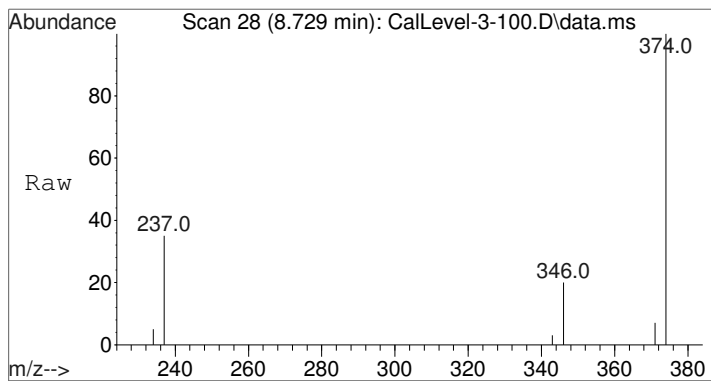
*Manual integration successful. Not within 20% of expected value, but valid for qualitative use.



Data Path : C:\gcms\1\data\Blood\0925150P\
Data File : CalLevel-3-100.D
Acq On : 25 Sep 2015 17:57
Operator : D Downey
Sample : Calibrator Level 3: 100ng/mL
Misc : Analytical Method 3.10.3
ALS Vial : 4 Sample Multiplier: 1

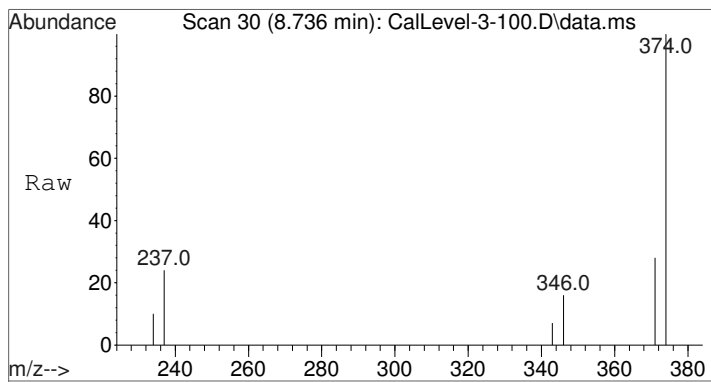
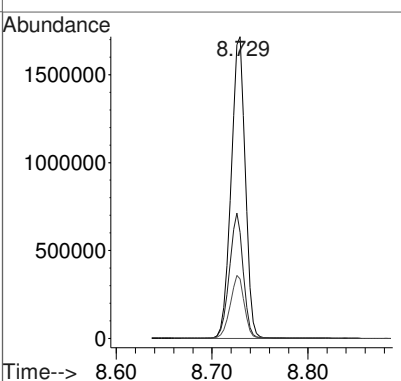
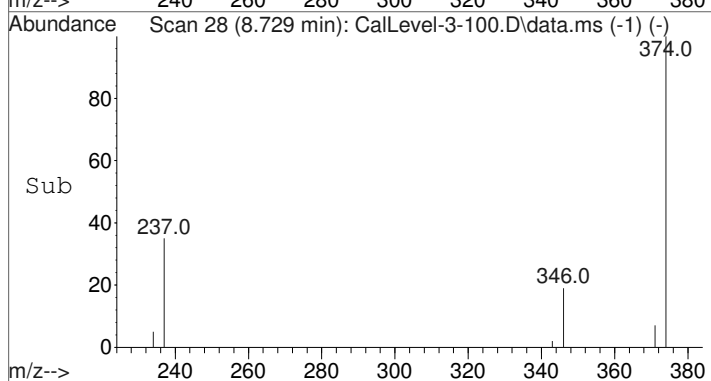
Quant Time: Sep 29 11:38:12 2015
Quant Method : C:\gcms\1\methods\AM-3-10-3-D3LVL1-6.M
Quant Title : Analytical Method 3.10.3 - Codeine and Morphine
QLast Update : Tue Sep 29 11:37:53 2015
Response via : Initial Calibration





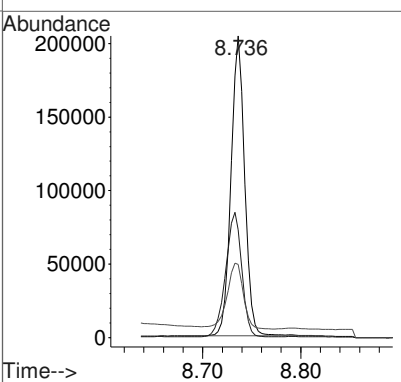
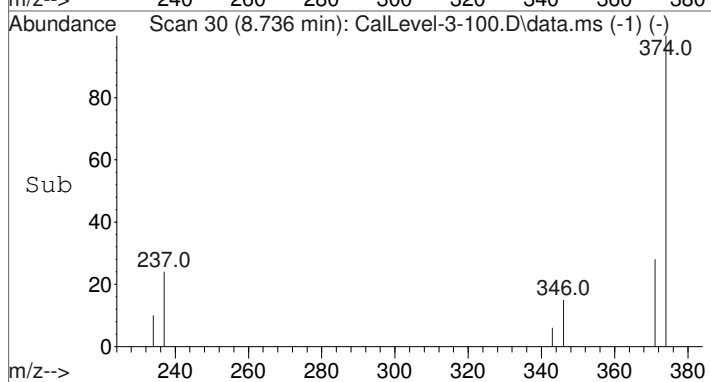
#1
Codeine-D3-TMS
Concen: 100.00 ng/mL
RT: 8.729 min Scan# 28
Delta R.T. 0.000 min
Lab File: CalLevel-3-100.D
Acq: 25 Sep 2015 17:57

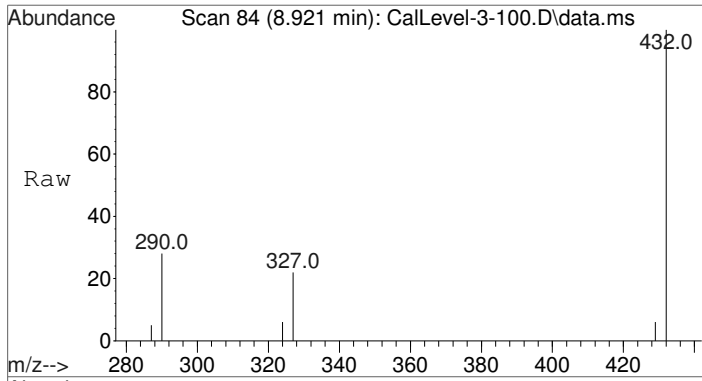

Tgt Ion	Resp	Lower	Upper
374	1755291		
374	100		
237	40.2	32.3	48.5
346	20.3	16.2	24.2



#2
Codeine-TMS
Concen: 95.88 ng/mL
RT: 8.736 min Scan# 30
Delta R.T. 0.000 min
Lab File: CalLevel-3-100.D
Acq: 25 Sep 2015 17:57

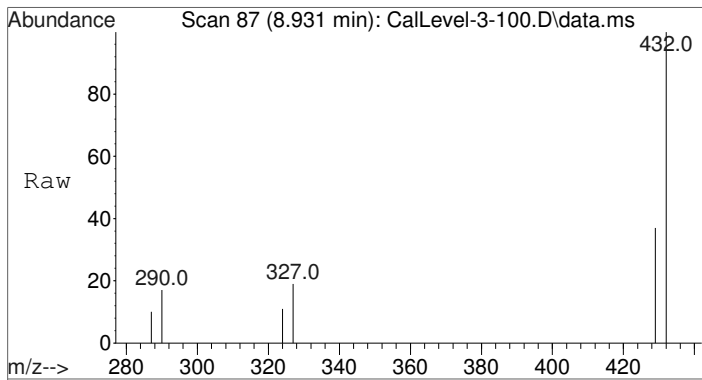
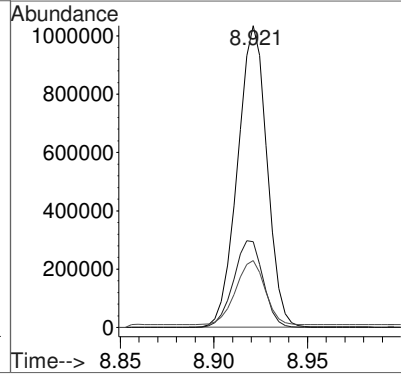
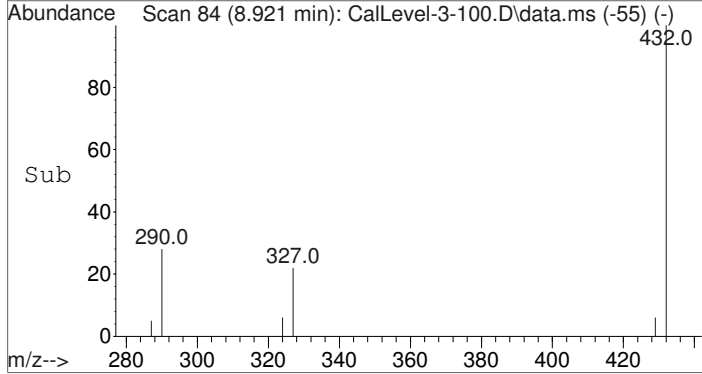
Tgt Ion	Resp	Lower	Upper
371	197647		
371	100		
234	48.7	32.7	49.1
343	26.3	17.9	26.9





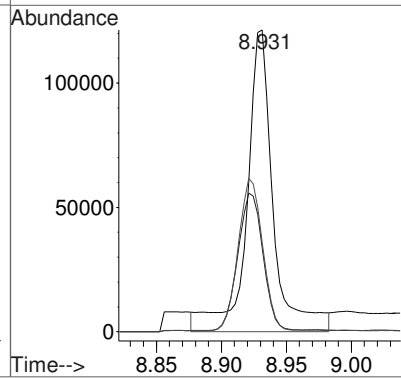
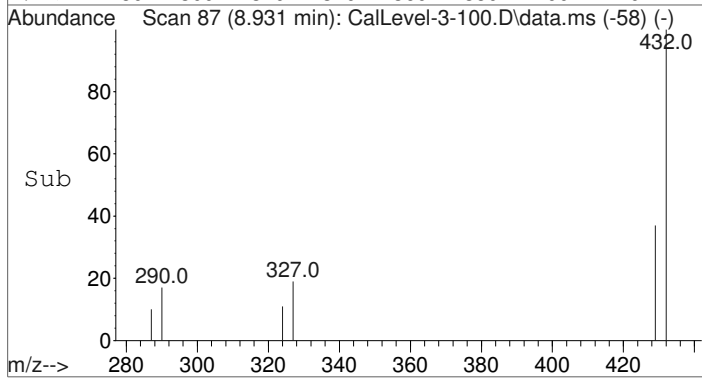
#3
Morphine-D3-TMS
Concen: 100.00 ng/mL
RT: 8.921 min Scan# 84
Delta R.T. 0.000 min
Lab File: CalLevel-3-100.D
Acq: 25 Sep 2015 17:57

Tgt Ion	Ratio	Lower	Upper
432	100		
290	29.1	23.4	35.0
327	22.3	17.0	25.4



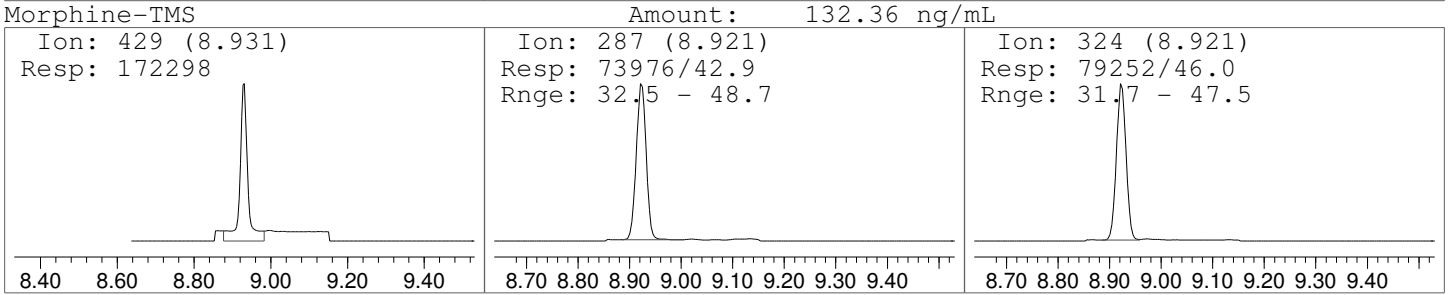
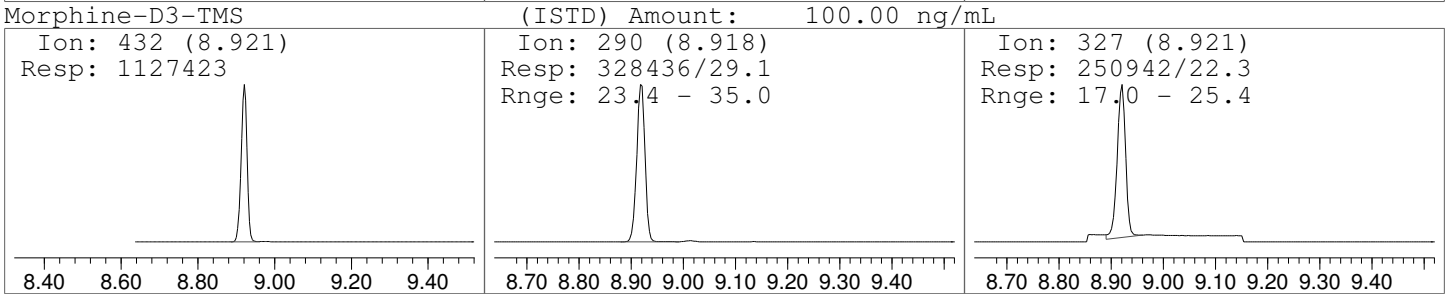
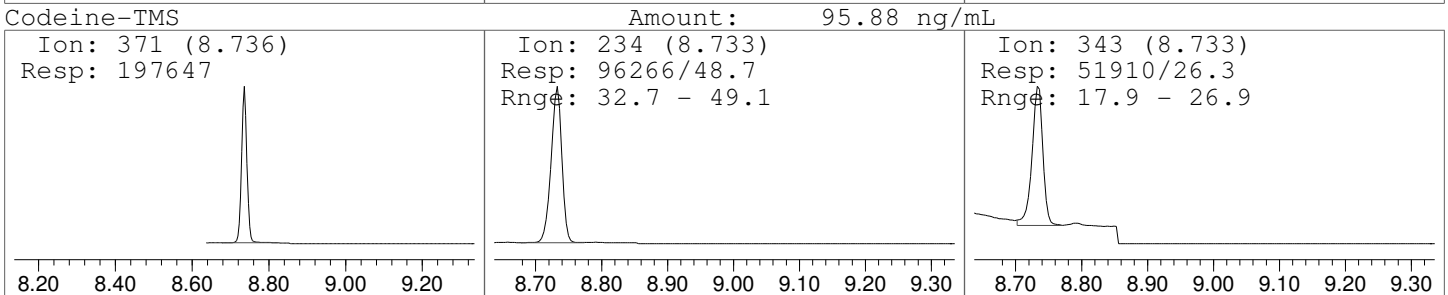
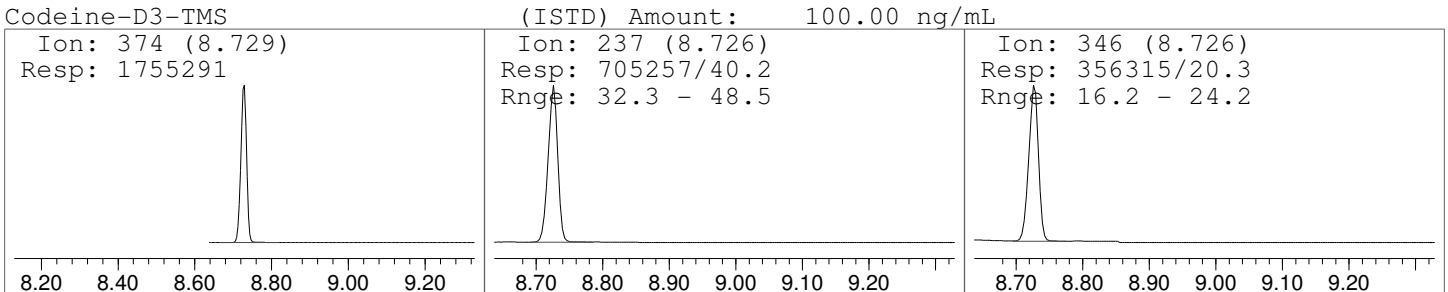
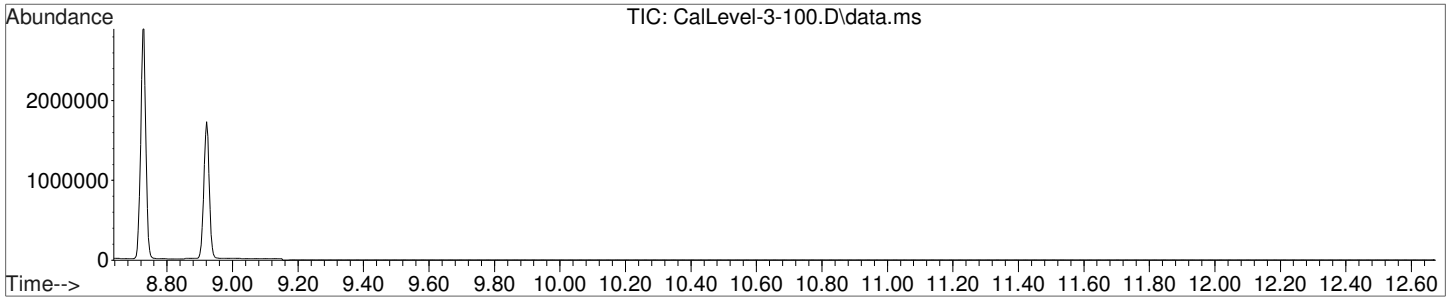
#4
Morphine-TMS
Concen: 132.36 ng/mL m
RT: 8.931 min Scan# 87
Delta R.T. 0.000 min
Lab File: CalLevel-3-100.D
Acq: 25 Sep 2015 17:57

Tgt Ion	Ratio	Lower	Upper
429	100		
287	42.9	32.5	48.7
324	46.0	31.7	47.5





Data Path : C:\gcms\1\data\Blood\092515OP\
 Data File : CalLevel-3-100.D
 Acq On : 25 Sep 2015 17:57
 Operator : D Downey
 Sample : Calibrator Level 3: 100ng/mL
 Misc : Analytical Method 3.10.3
 ALS Vial : 4 Sample Multiplier: 1





Data Path : C:\gcms\1\data\Blood\092515OP\
 Data File : CalLevel-4-250.D
 Acq On : 25 Sep 2015 18:16
 Operator : D Downey
 Sample : Calibrator Level 4: 250ng/mL
 Misc : Analytical Method 3.10.3
 ALS Vial : 5 Sample Multiplier: 1

Quant Time: Sep 29 11:38:17 2015
 Quant Method : C:\gcms\1\methods\AM-3-10-3-D3LVL1-6.M
 Quant Title : Analytical Method 3.10.3 - Codeine and Morphine
 QLast Update : Tue Sep 29 11:37:53 2015
 Response via : Initial Calibration

Compound	R.T.	QIon	Response	Conc	Units	Dev(Min)


Internal Standards						
1) Codeine-D3-TMS	8.729	374	1744459	100.00	ng/mL	0.00
3) Morphine-D3-TMS	8.921	432	1362914	100.00	ng/mL	0.00
Target Compounds						
						Qvalue
2) Codeine-TMS	8.736	371	507352	252.40	ng/mL	100
4) Morphine-TMS	8.928	429	390714	249.25	ng/mL	100

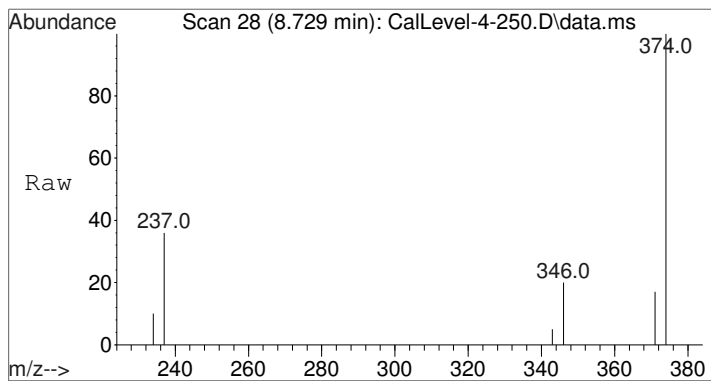
(#) = qualifier out of range (m) = manual integration (+) = signals summed



Data Path : C:\gcms\1\data\Blood\0925150P\
Data File : CalLevel-4-250.D
Acq On : 25 Sep 2015 18:16
Operator : D Downey
Sample : Calibrator Level 4: 250ng/mL
Misc : Analytical Method 3.10.3
ALS Vial : 5 Sample Multiplier: 1

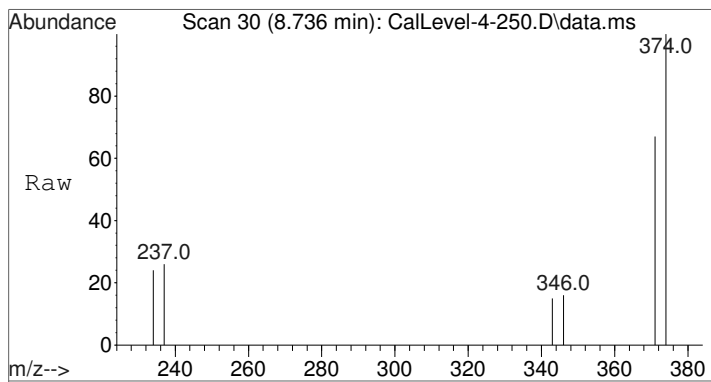
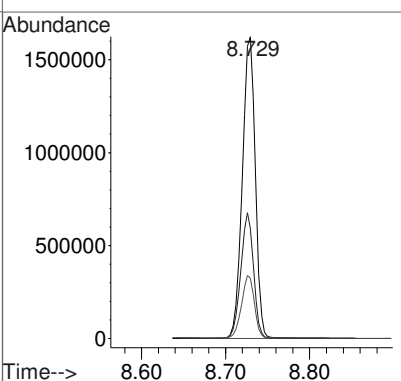
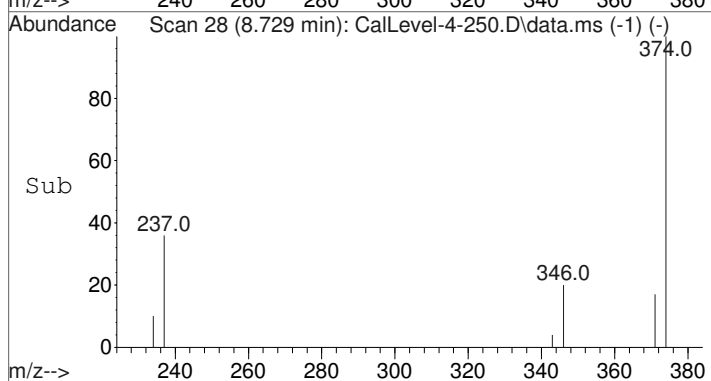
Quant Time: Sep 29 11:38:17 2015
Quant Method : C:\gcms\1\methods\AM-3-10-3-D3LVL1-6.M
Quant Title : Analytical Method 3.10.3 - Codeine and Morphine
QLast Update : Tue Sep 29 11:37:53 2015
Response via : Initial Calibration





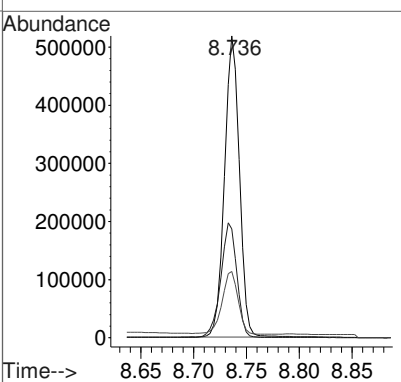
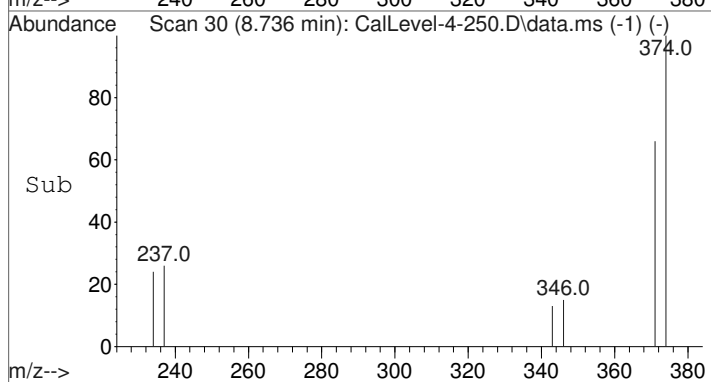
#1
Codeine-D3-TMS
Concen: 100.00 ng/mL
RT: 8.729 min Scan# 28
Delta R.T. 0.000 min
Lab File: CalLevel-4-250.D
Acq: 25 Sep 2015 18:16

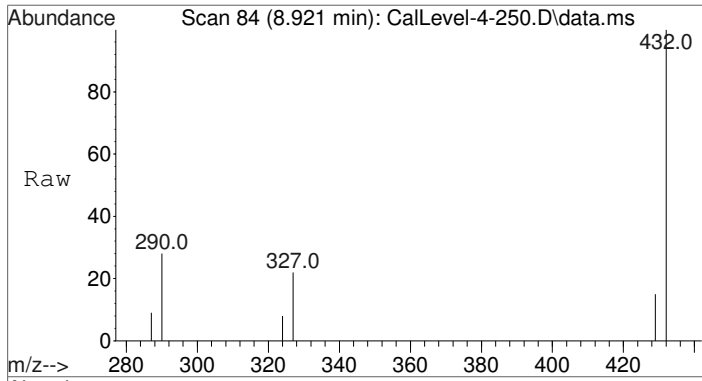

Tgt Ion	Resp	Lower	Upper
374	1744459		
374	100		
237	40.4	32.3	48.5
346	20.2	16.2	24.2



#2
Codeine-TMS
Concen: 252.40 ng/mL
RT: 8.736 min Scan# 30
Delta R.T. 0.000 min
Lab File: CalLevel-4-250.D
Acq: 25 Sep 2015 18:16

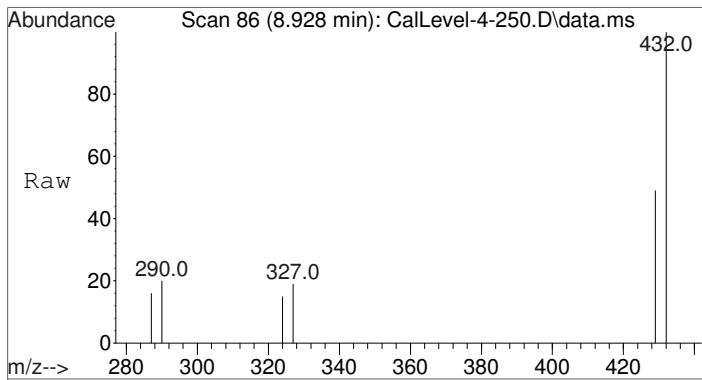
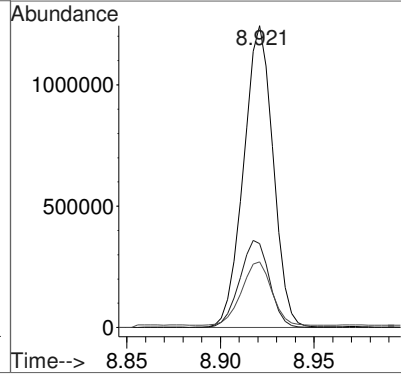
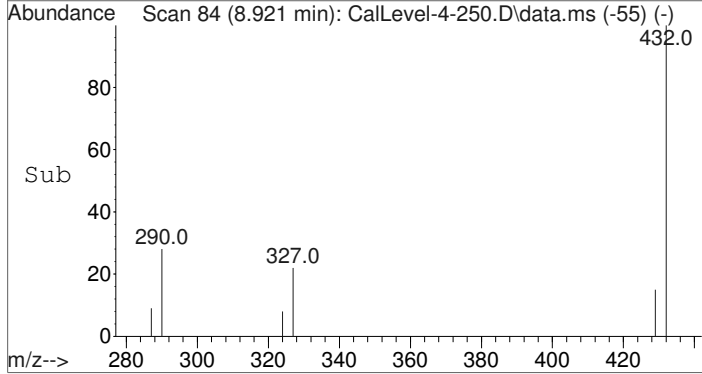
Tgt Ion	Resp	Lower	Upper
371	507352		
371	100		
234	40.9	32.7	49.1
343	22.4	17.9	26.9





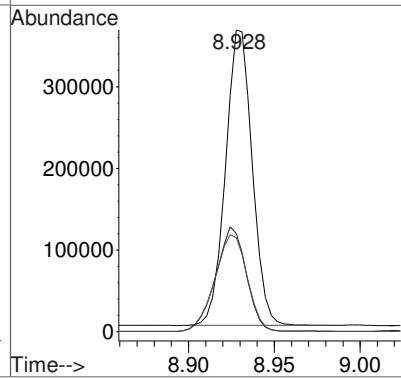
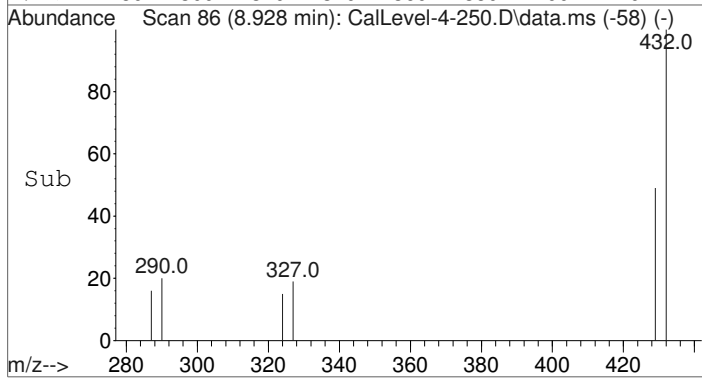
#3
Morphine-D3-TMS
Concen: 100.00 ng/mL
RT: 8.921 min Scan# 84
Delta R.T. -0.000 min
Lab File: CalLevel-4-250.D
Acq: 25 Sep 2015 18:16

Tgt Ion	Resp	Lower	Upper
432	100		
290	29.2	23.4	35.0
327	21.2	17.0	25.4



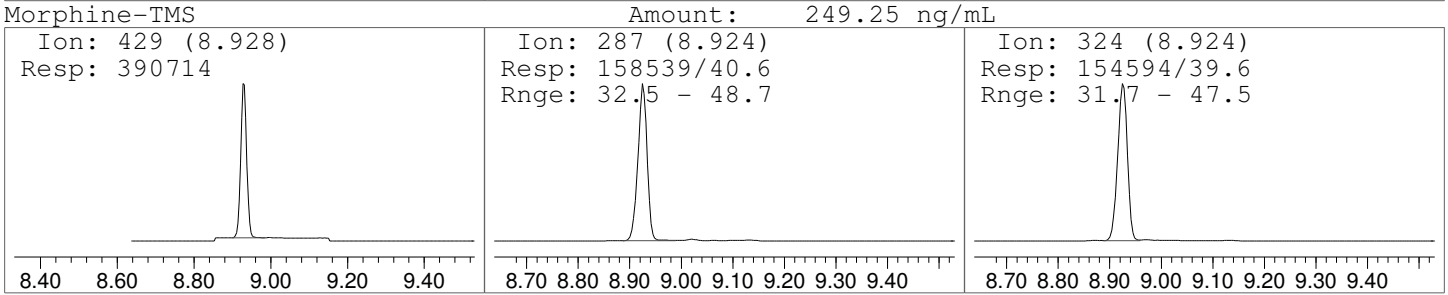
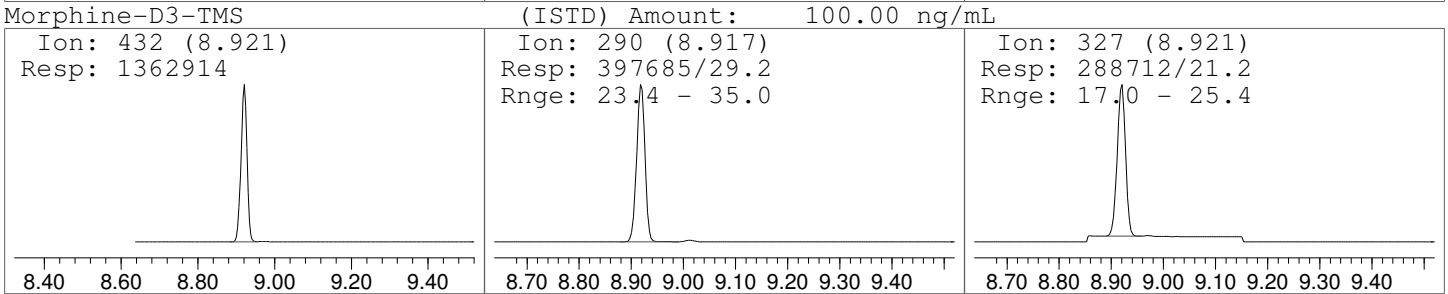
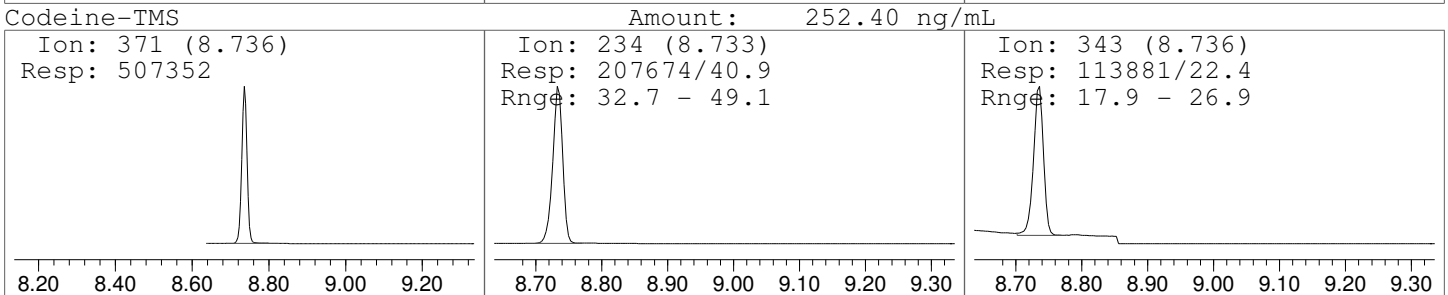
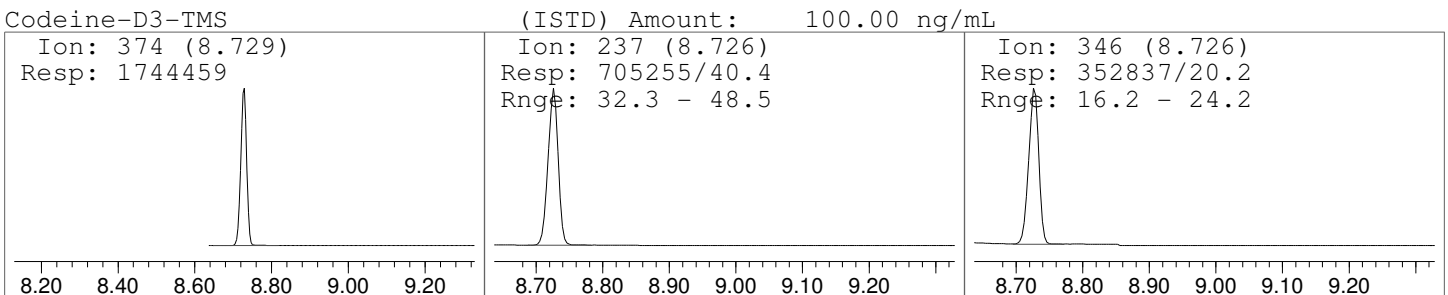
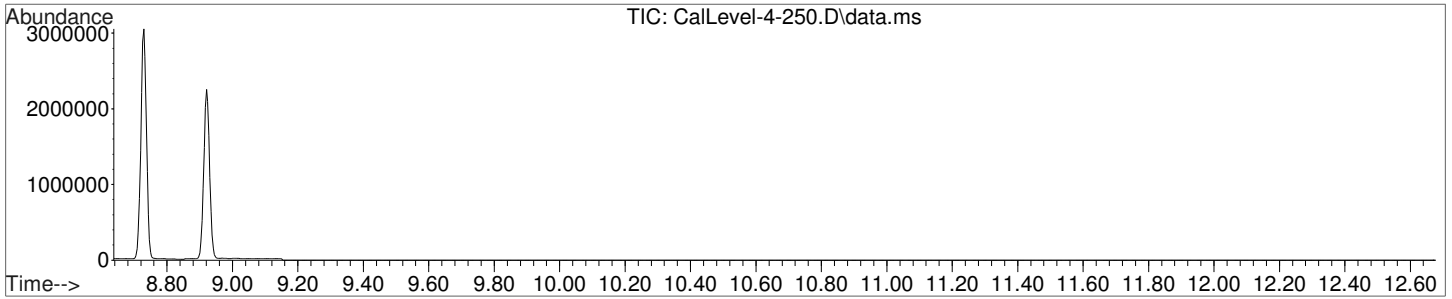
#4
Morphine-TMS
Concen: 249.25 ng/mL
RT: 8.928 min Scan# 86
Delta R.T. -0.003 min
Lab File: CalLevel-4-250.D
Acq: 25 Sep 2015 18:16

Tgt Ion	Resp	Lower	Upper
429	100		
287	40.6	32.5	48.7
324	39.6	31.7	47.5





Data Path : C:\gcms\1\data\Blood\092515OP\
 Data File : CalLevel-4-250.D
 Acq On : 25 Sep 2015 18:16
 Operator : D Downey
 Sample : Calibrator Level 4: 250ng/mL
 Misc : Analytical Method 3.10.3
 ALS Vial : 5 Sample Multiplier: 1





Data Path : C:\gcms\1\data\Blood\092515OP\
 Data File : CalLevel-5-500.D
 Acq On : 25 Sep 2015 18:35
 Operator : D Downey
 Sample : Calibrator Level 5: 500ng/mL
 Misc : Analytical Method 3.10.3
 ALS Vial : 6 Sample Multiplier: 1

Quant Time: Sep 29 11:38:21 2015
 Quant Method : C:\gcms\1\methods\AM-3-10-3-D3LVL1-6.M
 Quant Title : Analytical Method 3.10.3 - Codeine and Morphine
 QLast Update : Tue Sep 29 11:37:53 2015
 Response via : Initial Calibration

Compound	R.T.	QIon	Response	Conc	Units	Dev(Min)


Internal Standards						
1) Codeine-D3-TMS	8.729	374	1858681	100.00	ng/mL	0.00
3) Morphine-D3-TMS	8.924	432	1443676	100.00	ng/mL	0.00
Target Compounds						
						Qvalue
2) Codeine-TMS	8.740	371	1071696	503.33	ng/mL	97
4) Morphine-TMS	8.931	429	834896	503.94	ng/mL	89

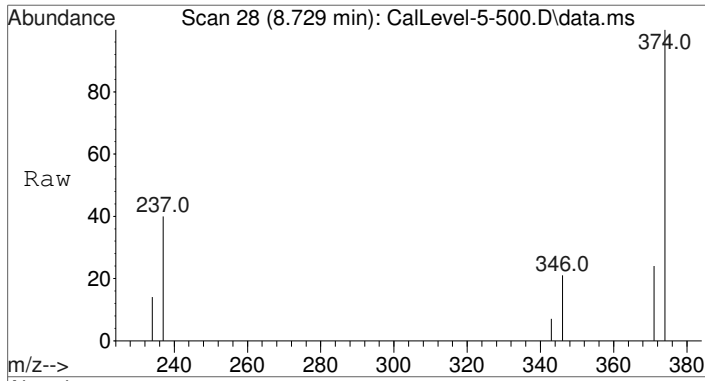

(#) = qualifier out of range (m) = manual integration (+) = signals summed



Data Path : C:\gcms\1\data\Blood\0925150P\
Data File : CalLevel-5-500.D
Acq On : 25 Sep 2015 18:35
Operator : D Downey
Sample : Calibrator Level 5: 500ng/mL
Misc : Analytical Method 3.10.3
ALS Vial : 6 Sample Multiplier: 1

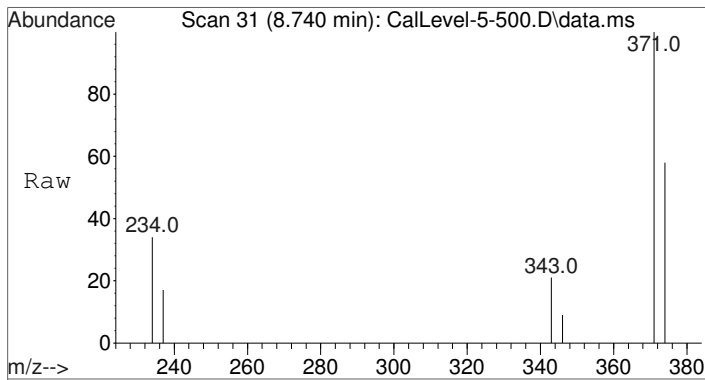
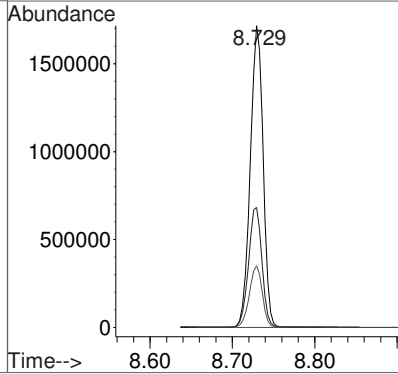
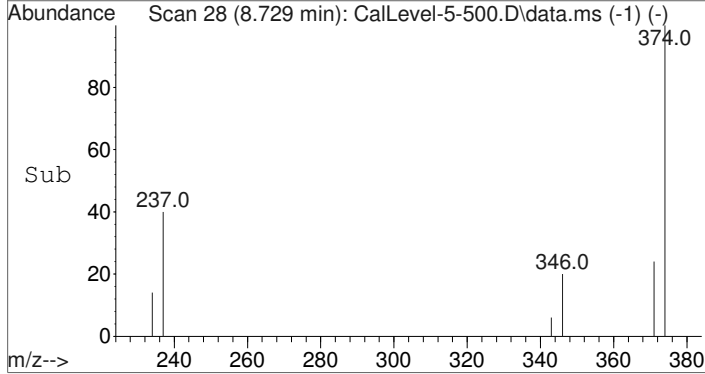
Quant Time: Sep 29 11:38:21 2015
Quant Method : C:\gcms\1\methods\AM-3-10-3-D3LVL1-6.M
Quant Title : Analytical Method 3.10.3 - Codeine and Morphine
QLast Update : Tue Sep 29 11:37:53 2015
Response via : Initial Calibration





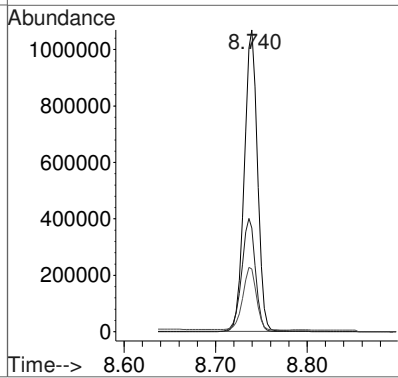
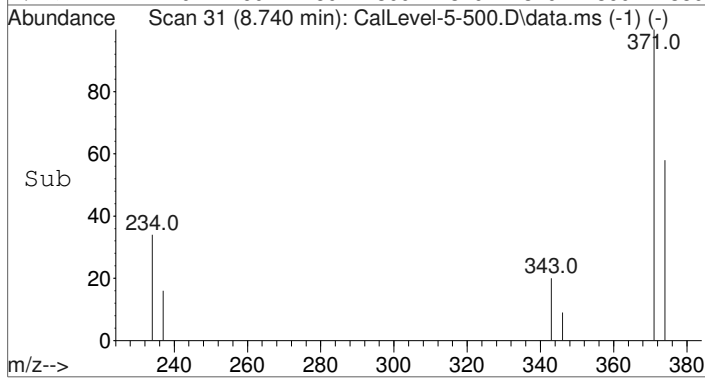
#1
Codeine-D3-TMS
Concen: 100.00 ng/mL
RT: 8.729 min Scan# 28
Delta R.T. 0.000 min
Lab File: CalLevel-5-500.D
Acq: 25 Sep 2015 18:35

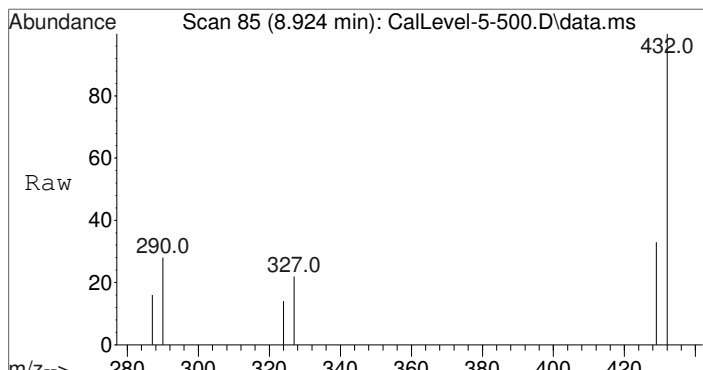
Tgt Ion	Resp	Lower	Upper
374	1858681		
374	100		
237	41.0	32.3	48.5
346	20.1	16.2	24.2



#2
Codeine-TMS
Concen: 503.33 ng/mL
RT: 8.740 min Scan# 31
Delta R.T. 0.004 min
Lab File: CalLevel-5-500.D
Acq: 25 Sep 2015 18:35

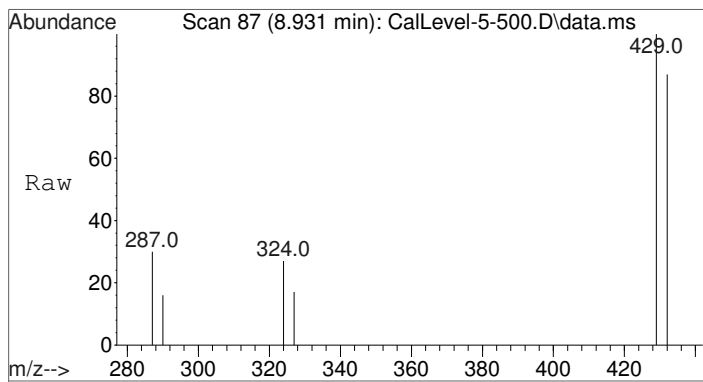
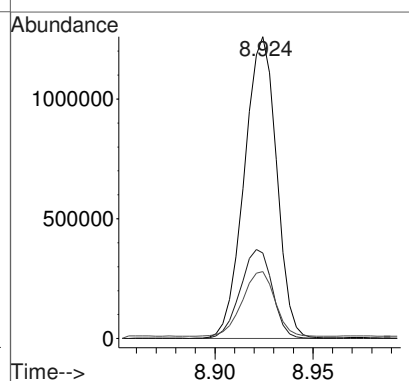
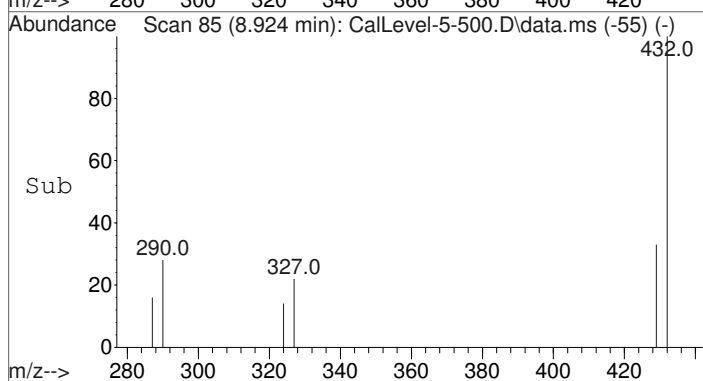
Tgt Ion	Resp	Lower	Upper
371	1071696		
371	100		
234	39.0	32.7	49.1
343	21.5	17.9	26.9





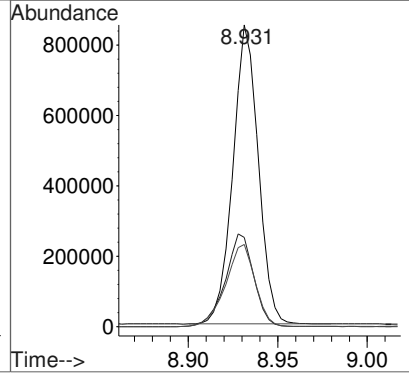
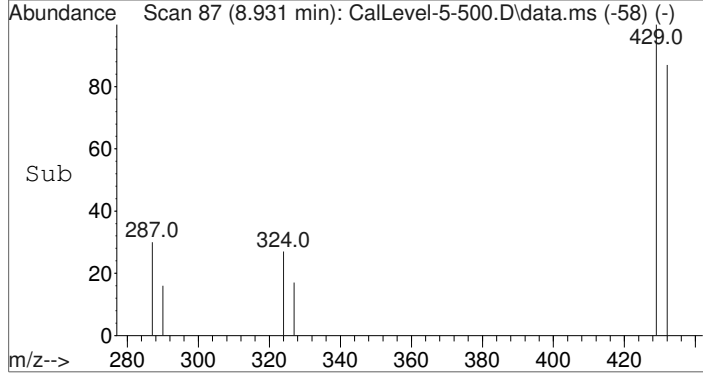
#3
Morphine-D3-TMS
Concen: 100.00 ng/mL
RT: 8.924 min Scan# 85
Delta R.T. 0.003 min
Lab File: CalLevel-5-500.D
Acq: 25 Sep 2015 18:35

Tgt Ion	Resp	Lower	Upper
432	100		
290	29.4	23.4	35.0
327	22.3	17.0	25.4



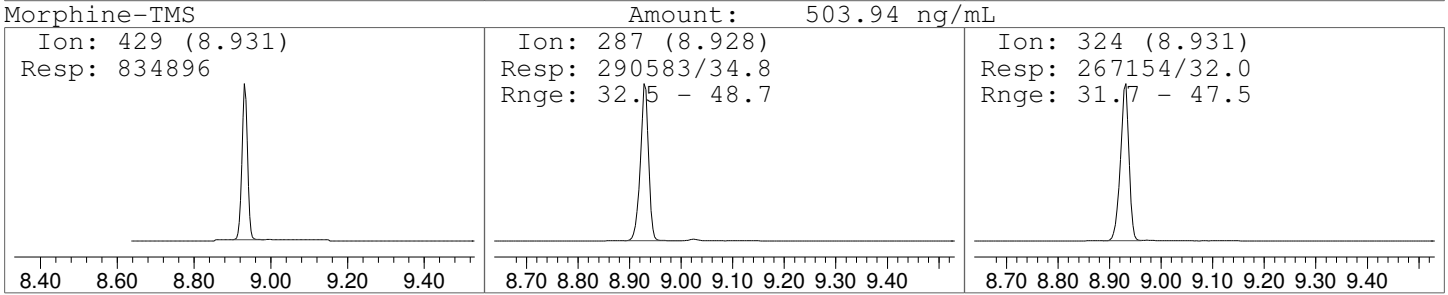
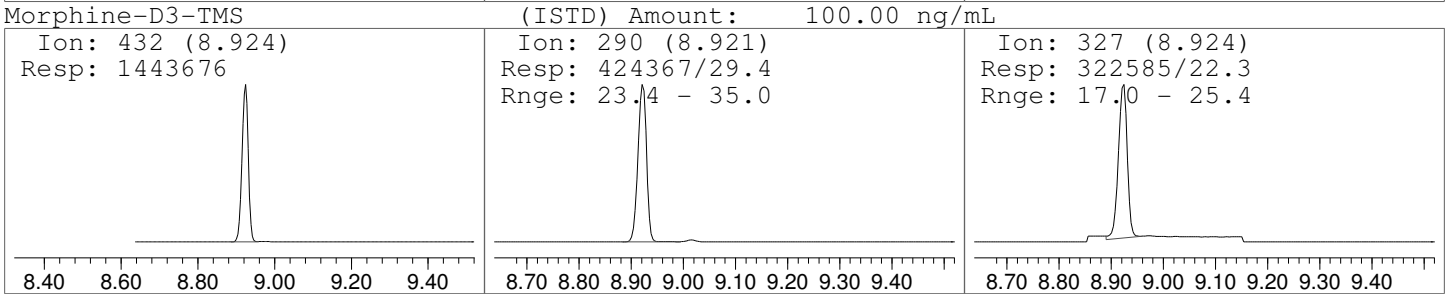
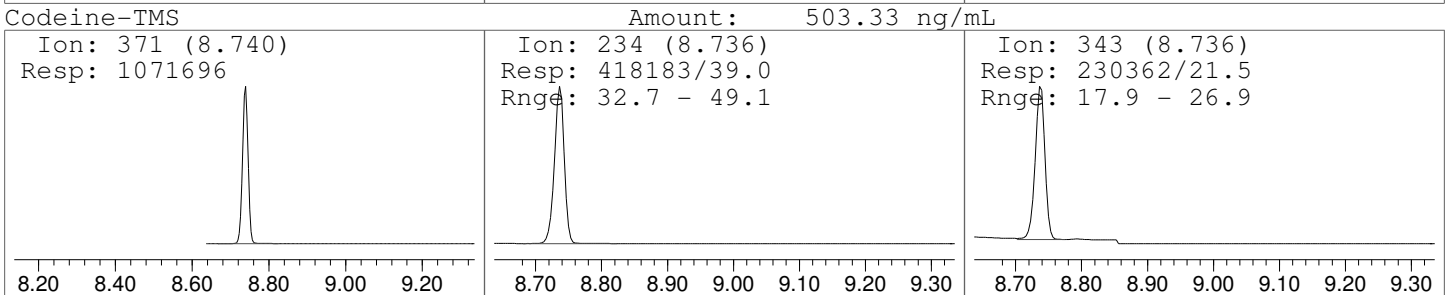
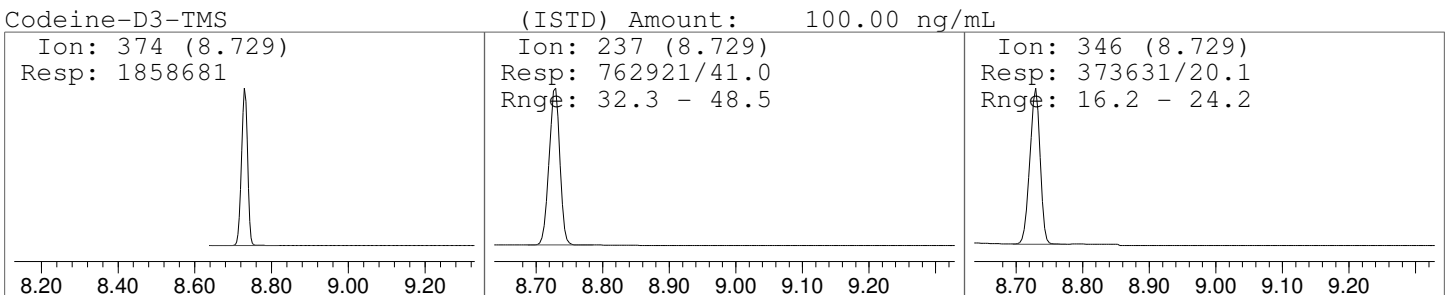
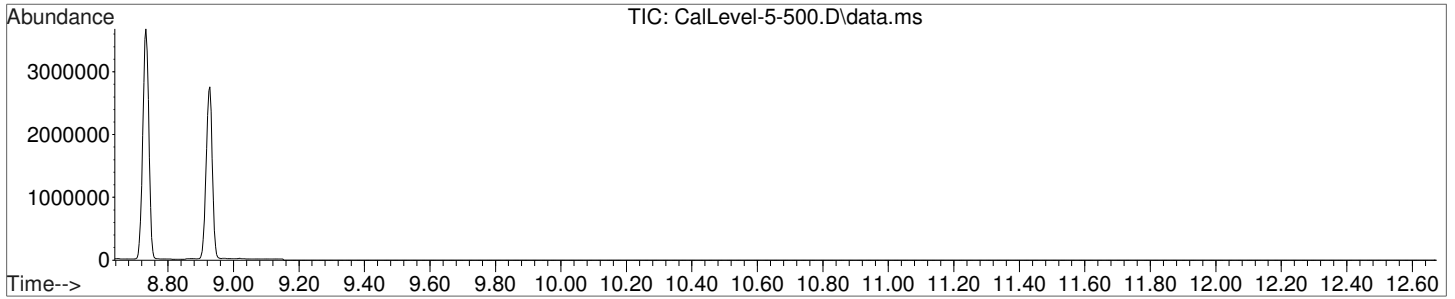
#4
Morphine-TMS
Concen: 503.94 ng/mL
RT: 8.931 min Scan# 87
Delta R.T. 0.000 min
Lab File: CalLevel-5-500.D
Acq: 25 Sep 2015 18:35

Tgt Ion	Resp	Lower	Upper
429	100		
287	34.8	32.5	48.7
324	32.0	31.7	47.5





Data Path : C:\gcms\1\data\Blood\092515OP\
 Data File : CalLevel-5-500.D
 Acq On : 25 Sep 2015 18:35
 Operator : D Downey
 Sample : Calibrator Level 5: 500ng/mL
 Misc : Analytical Method 3.10.3
 ALS Vial : 6 Sample Multiplier: 1





Data Path : C:\gcms\1\data\Blood\092515OP\
 Data File : CalLevel-6-1000.D
 Acq On : 25 Sep 2015 18:54
 Operator : D Downey
 Sample : Calibrator Level 6: 1000ng/mL
 Misc : Analytical Method 3.10.3
 ALS Vial : 7 Sample Multiplier: 1

Quant Time: Sep 29 11:38:25 2015
 Quant Method : C:\gcms\1\methods\AM-3-10-3-D3LVL1-6.M
 Quant Title : Analytical Method 3.10.3 - Codeine and Morphine
 QLast Update : Tue Sep 29 11:37:53 2015
 Response via : Initial Calibration

Compound	R.T.	QIon	Response	Conc	Units	Dev(Min)

Internal Standards						
1) Codeine-D3-TMS	8.729	374	1934912	100.00	ng/mL	0.00
3) Morphine-D3-TMS	8.924	432	1542982	100.00	ng/mL	0.00
Target Compounds						
						Qvalue
2) Codeine-TMS	8.740	371	2205907	998.15	ng/mL	96
4) Morphine-TMS	8.931	429	1766252	998.56	ng/mL# *	84


(#) = qualifier out of range (m) = manual integration (+) = signals summed

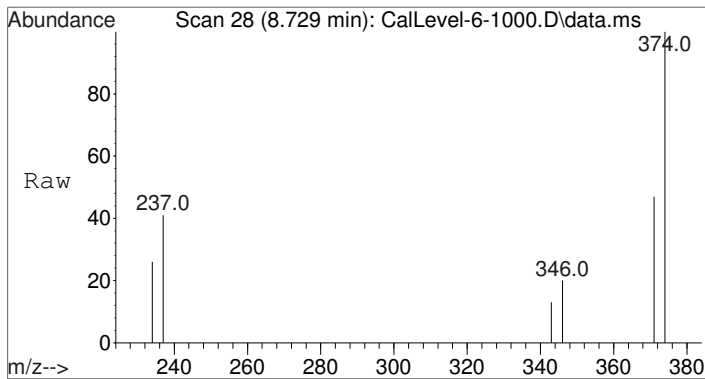
*Unable to manually integrate - morphine >500 ng/mL must be confirmed with full scan data.



Data Path : C:\gcms\1\data\Blood\0925150P\
Data File : CalLevel-6-1000.D
Acq On : 25 Sep 2015 18:54
Operator : D Downey
Sample : Calibrator Level 6: 1000ng/mL
Misc : Analytical Method 3.10.3
ALS Vial : 7 Sample Multiplier: 1

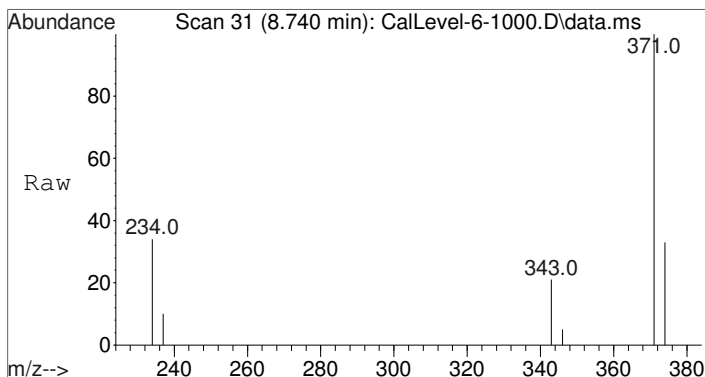
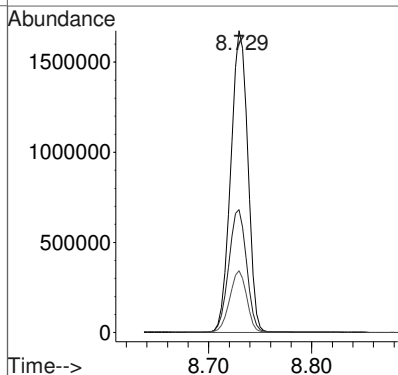
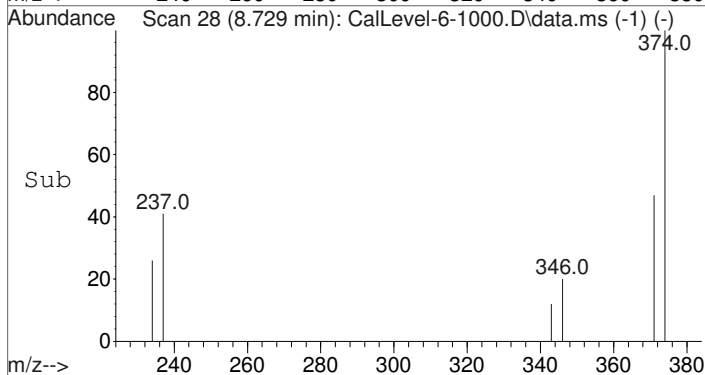
Quant Time: Sep 29 11:38:25 2015
Quant Method : C:\gcms\1\methods\AM-3-10-3-D3LVL1-6.M
Quant Title : Analytical Method 3.10.3 - Codeine and Morphine
QLast Update : Tue Sep 29 11:37:53 2015
Response via : Initial Calibration





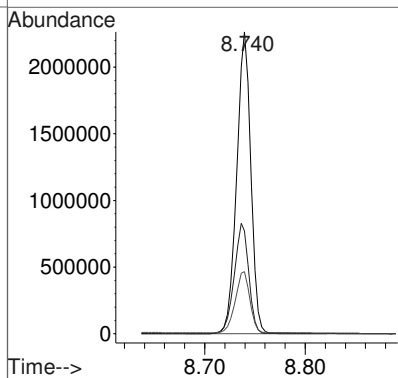
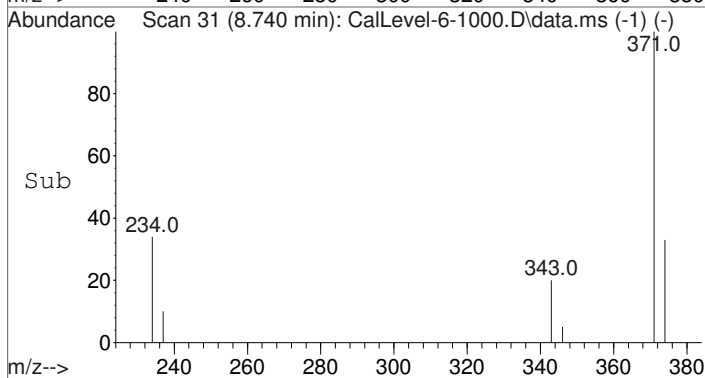
#1
Codeine-D3-TMS
Concen: 100.00 ng/mL
RT: 8.729 min Scan# 28
Delta R.T. 0.000 min
Lab File: CalLevel-6-1000.D
Acq: 25 Sep 2015 18:54

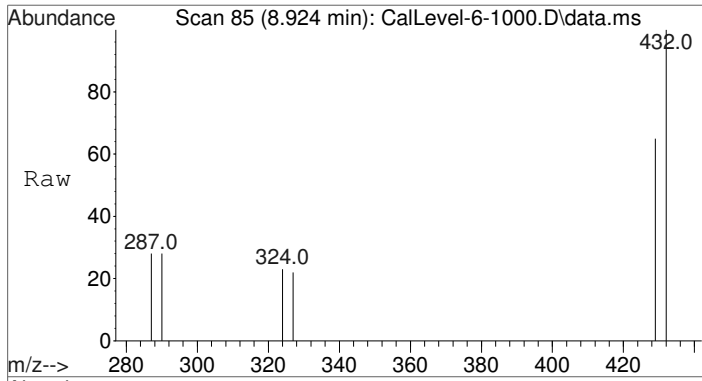

Tgt Ion	Resp	Lower	Upper
374	1934912		
374	100		
237	42.1	32.3	48.5
346	19.9	16.2	24.2



#2
Codeine-TMS
Concen: 998.15 ng/mL
RT: 8.740 min Scan# 31
Delta R.T. 0.004 min
Lab File: CalLevel-6-1000.D
Acq: 25 Sep 2015 18:54

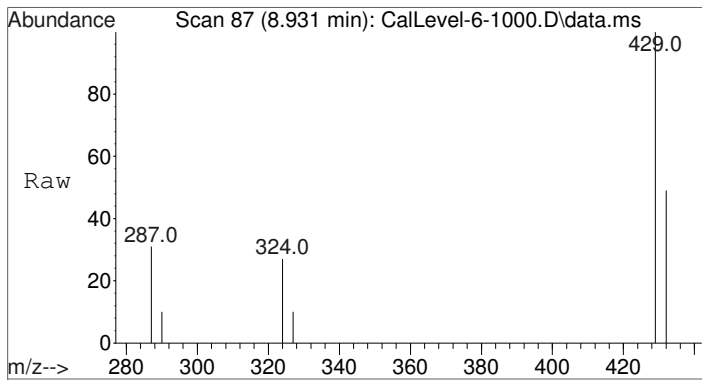
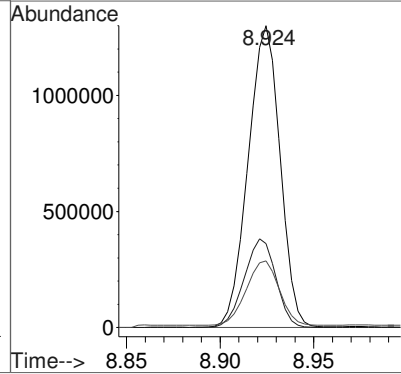
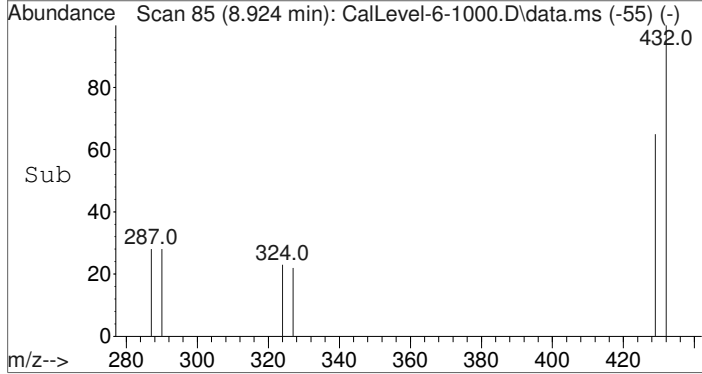
Tgt Ion	Resp	Lower	Upper
371	2205907		
371	100		
234	37.6	32.7	49.1
343	21.0	17.9	26.9





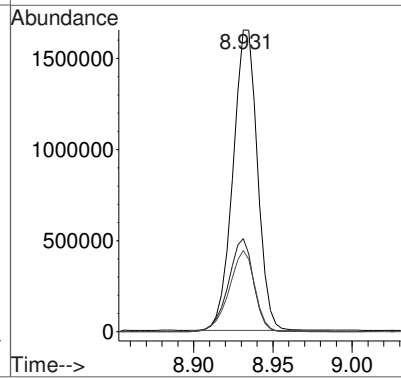
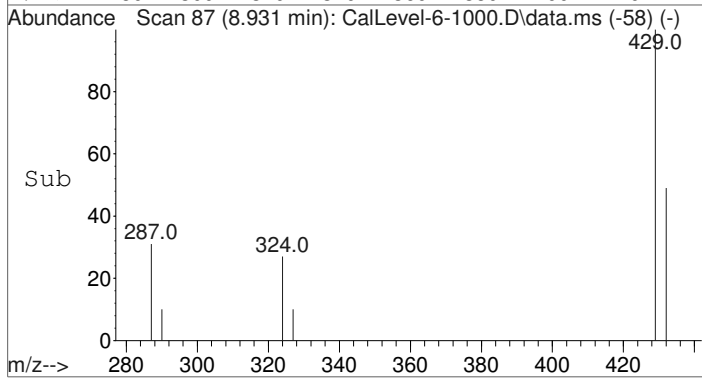
#3
Morphine-D3-TMS
Concen: 100.00 ng/mL
RT: 8.924 min Scan# 85
Delta R.T. 0.003 min
Lab File: CalLevel-6-1000.D
Acq: 25 Sep 2015 18:54


Tgt Ion	Resp	Lower	Upper
432	100		
290	29.2	23.4	35.0
327	22.7	17.0	25.4



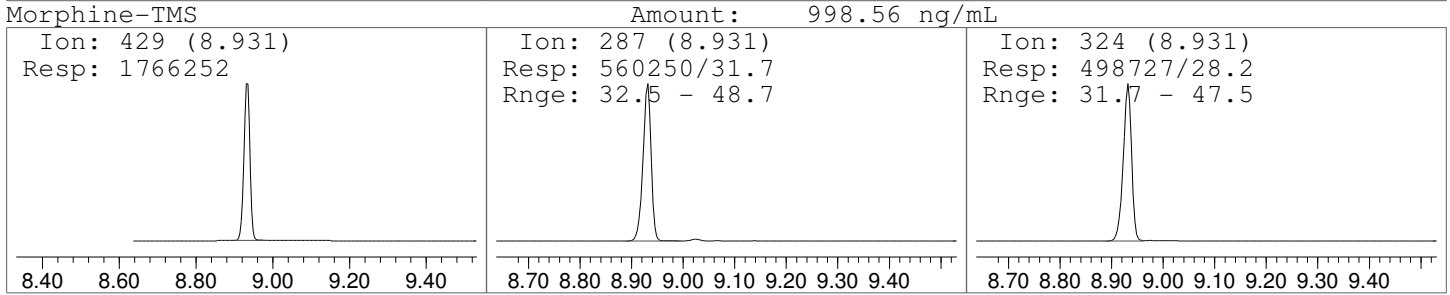
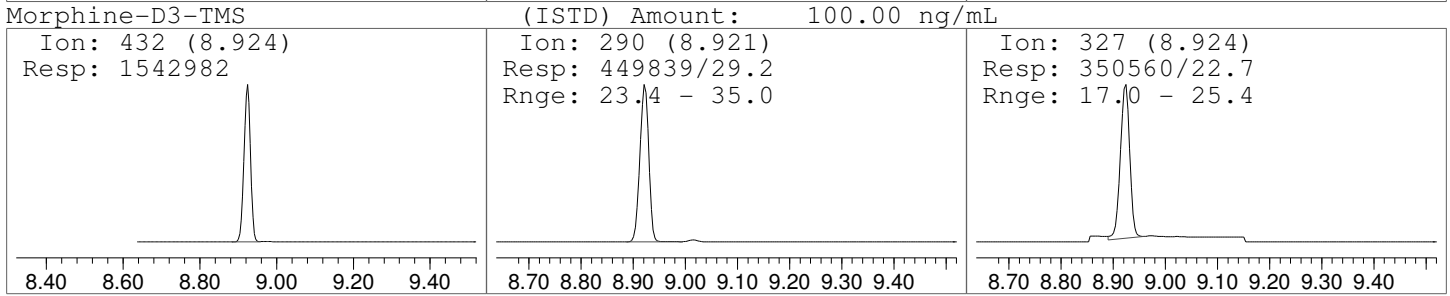
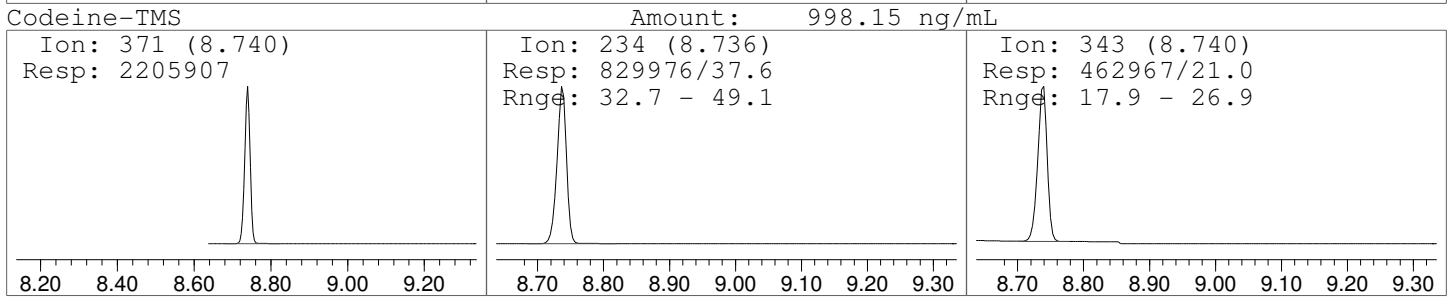
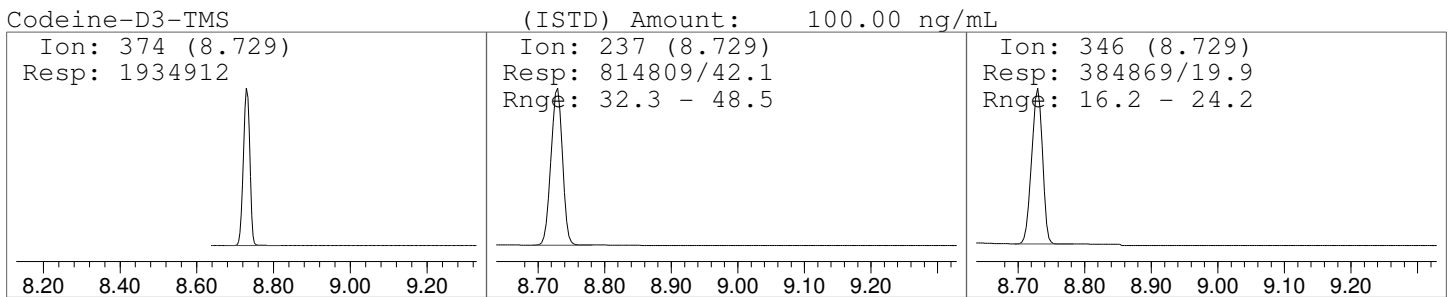
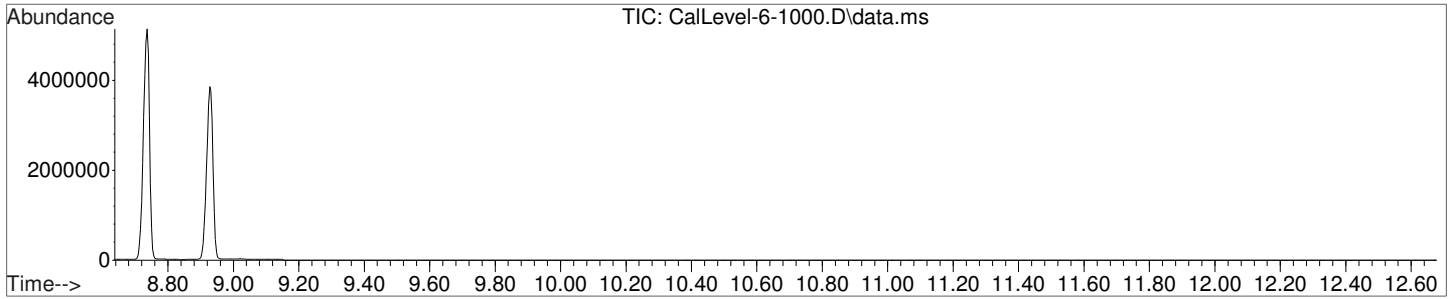
#4
Morphine-TMS
Concen: 998.56 ng/mL
RT: 8.931 min Scan# 87
Delta R.T. 0.000 min
Lab File: CalLevel-6-1000.D
Acq: 25 Sep 2015 18:54

Tgt Ion	Resp	Lower	Upper
429	100		
287	31.7	32.5	48.7#
324	28.2	31.7	47.5#



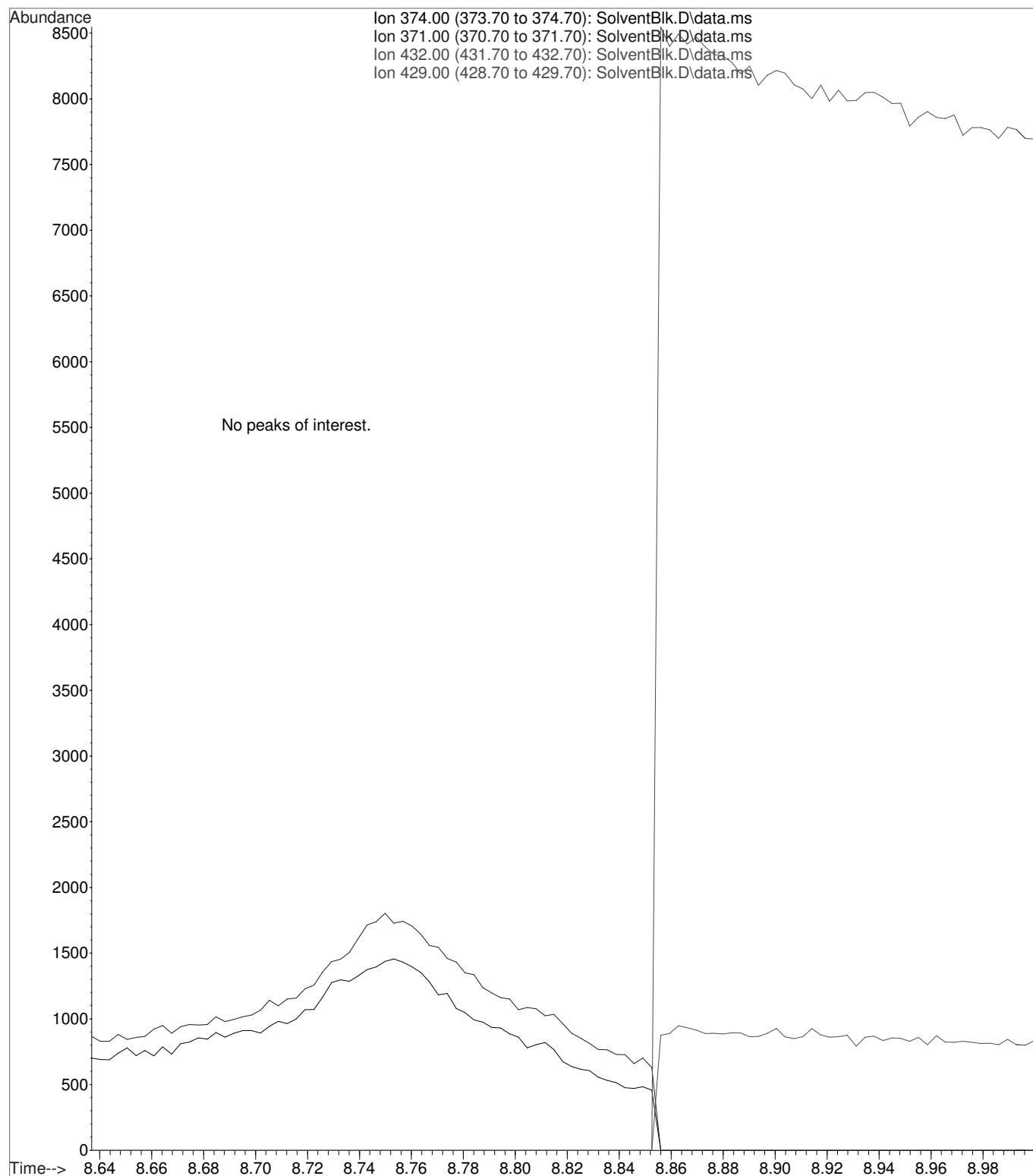


Data Path : C:\gcms\1\data\Blood\092515OP\
 Data File : CalLevel-6-1000.D
 Acq On : 25 Sep 2015 18:54
 Operator : D Downey
 Sample : Calibrator Level 6: 1000ng/mL
 Misc : Analytical Method 3.10.3
 ALS Vial : 7 Sample Multiplier: 1





File :C:\gcms\1\data\Blood\092515OP\SolventBlk.D
Operator : D Downey
Acquired : 25 Sep 2015 19:14 using AcqMethod AM-3-10-3-3.M
Instrument : Probie
Sample Name: Solvent Blank
Misc Info : CHCl3
Vial Number: 98





Data Path : C:\gcms\1\data\Blood\092515OP\
 Data File : PC-750-1.D
 Acq On : 25 Sep 2015 19:33
 Operator : D Downey
 Sample : 750ng/mL Positive Control
 Misc : Analytical Method 3.10.3
 ALS Vial : 9 Sample Multiplier: 1


Quant Time: Sep 29 11:45:01 2015
 Quant Method : C:\gcms\1\methods\AM-3-10-3-D3LVL1-6.M
 Quant Title : Analytical Method 3.10.3 - Codeine and Morphine
 QLast Update : Tue Sep 29 11:37:53 2015
 Response via : Initial Calibration

Compound	R.T.	QIon	Response	Conc	Units	Dev(Min)

Internal Standards						
1) Codeine-D3-TMS	8.729	374	1925089	100.00	ng/mL	0.00
3) Morphine-D3-TMS	8.924	432	1583350	100.00	ng/mL	0.00
Target Compounds						
						Qvalue
2) Codeine-TMS	8.739	371	1815133	825.00	ng/mL	96
4) Morphine-TMS	8.935	429	1443664	795.15	ng/mL#*	85


(#) = qualifier out of range (m) = manual integration (+) = signals summed

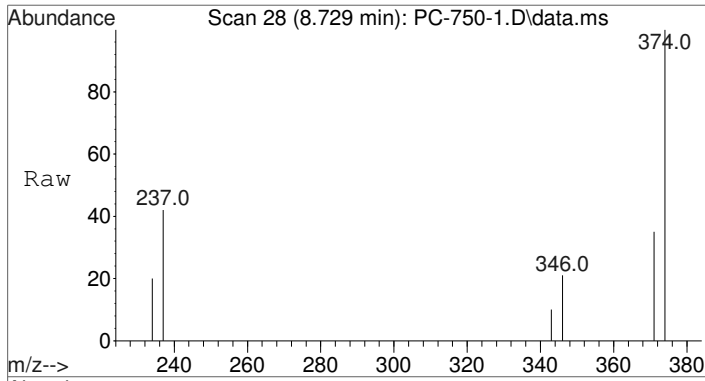

*Unable to manually integrate - refer to full scan data.



Data Path : C:\gcms\1\data\Blood\0925150P\
Data File : PC-750-1.D
Acq On : 25 Sep 2015 19:33
Operator : D Downey
Sample : 750ng/mL Positive Control
Misc : Analytical Method 3.10.3
ALS Vial : 9 Sample Multiplier: 1

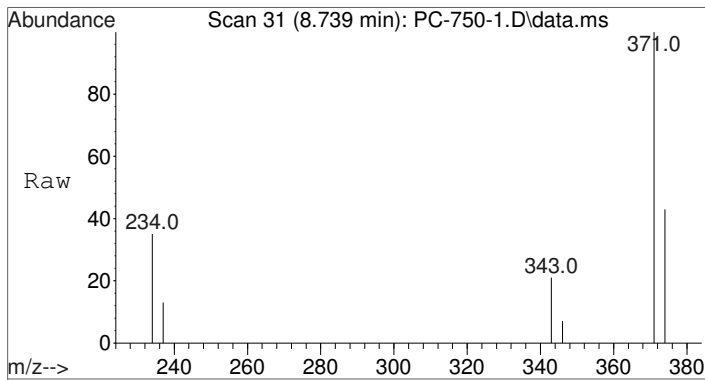
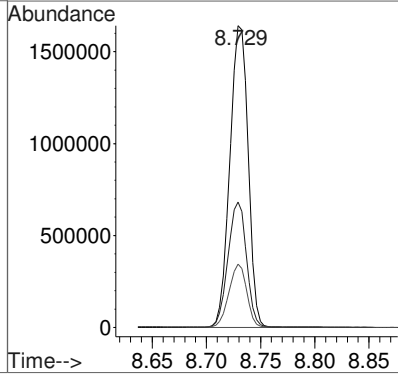
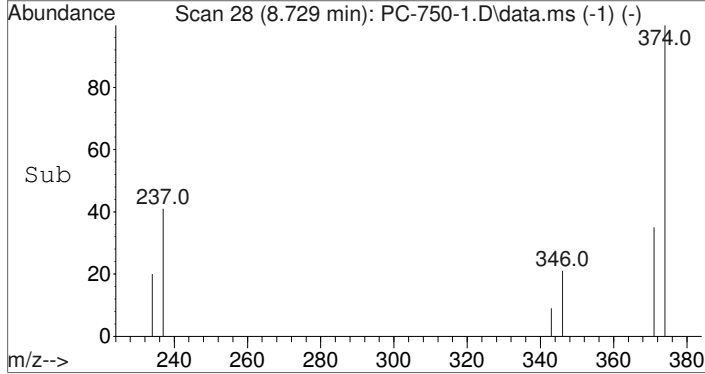
Quant Time: Sep 29 11:45:01 2015
Quant Method : C:\gcms\1\methods\AM-3-10-3-D3LVL1-6.M
Quant Title : Analytical Method 3.10.3 - Codeine and Morphine
QLast Update : Tue Sep 29 11:37:53 2015
Response via : Initial Calibration





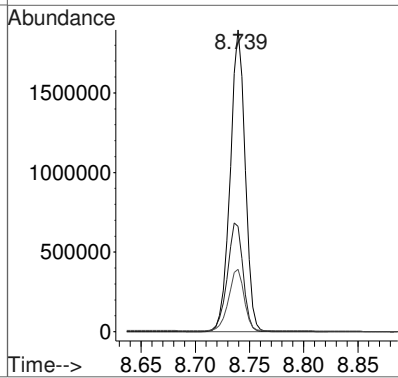
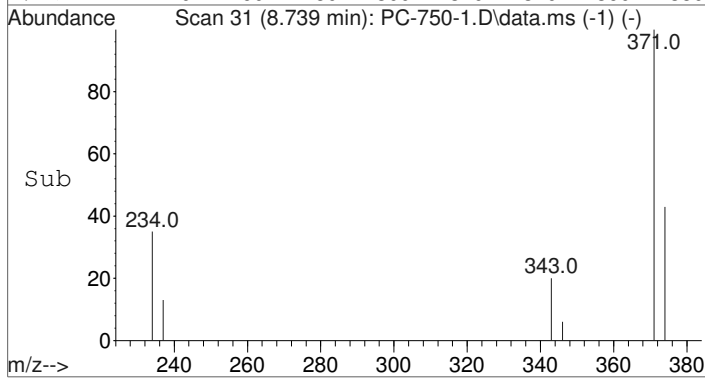
#1
Codeine-D3-TMS
Concen: 100.00 ng/mL
RT: 8.729 min Scan# 28
Delta R.T. 0.000 min
Lab File: PC-750-1.D
Acq: 25 Sep 2015 19:33

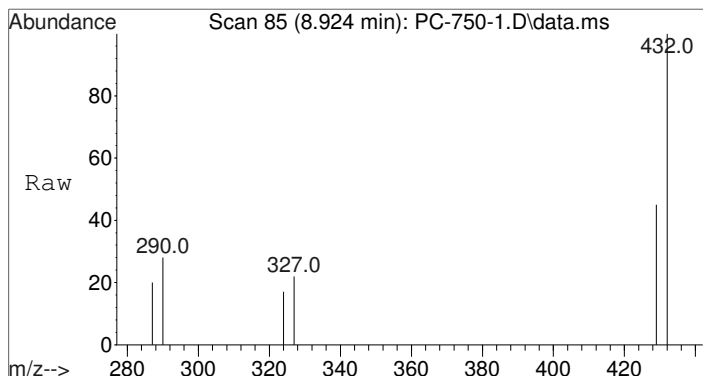
Tgt Ion	Resp	Lower	Upper
374	1925089		
374	100		
237	41.9	32.3	48.5
346	20.0	16.2	24.2



#2
Codeine-TMS
Concen: 825.00 ng/mL
RT: 8.739 min Scan# 31
Delta R.T. 0.003 min
Lab File: PC-750-1.D
Acq: 25 Sep 2015 19:33

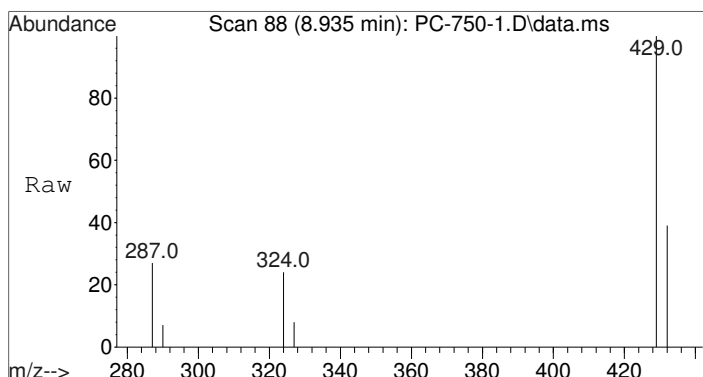
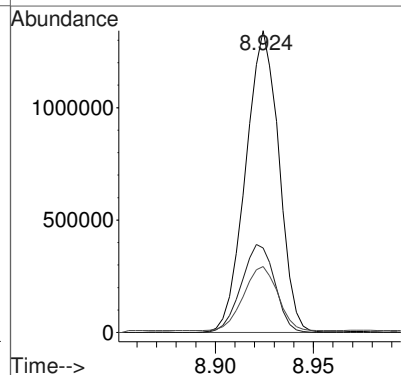
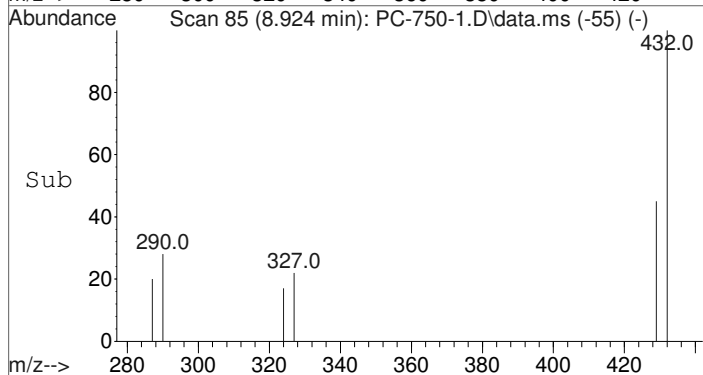
Tgt Ion	Resp	Lower	Upper
371	1815133		
371	100		
234	37.9	32.7	49.1
343	21.1	17.9	26.9





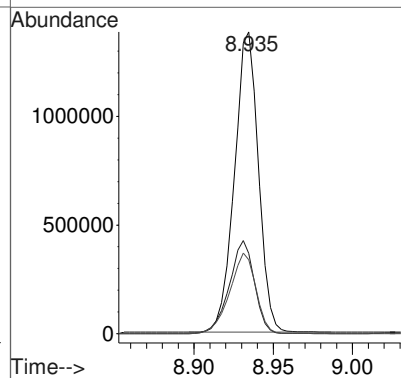
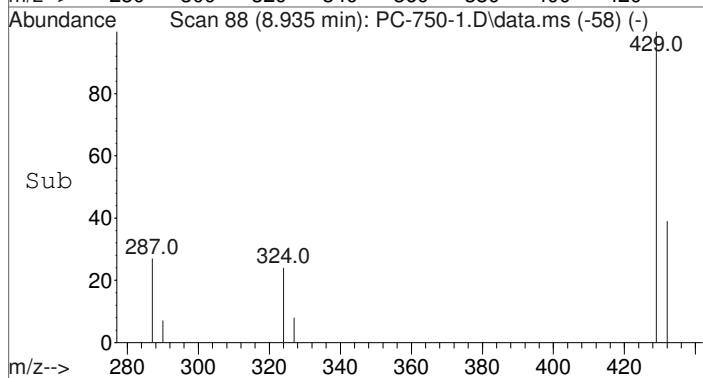
#3
Morphine-D3-TMS
Concen: 100.00 ng/mL
RT: 8.924 min Scan# 85
Delta R.T. 0.003 min
Lab File: PC-750-1.D
Acq: 25 Sep 2015 19:33

Tgt Ion	Resp	Lower	Upper
432	100		
290	29.4	23.4	35.0
327	22.5	17.0	25.4



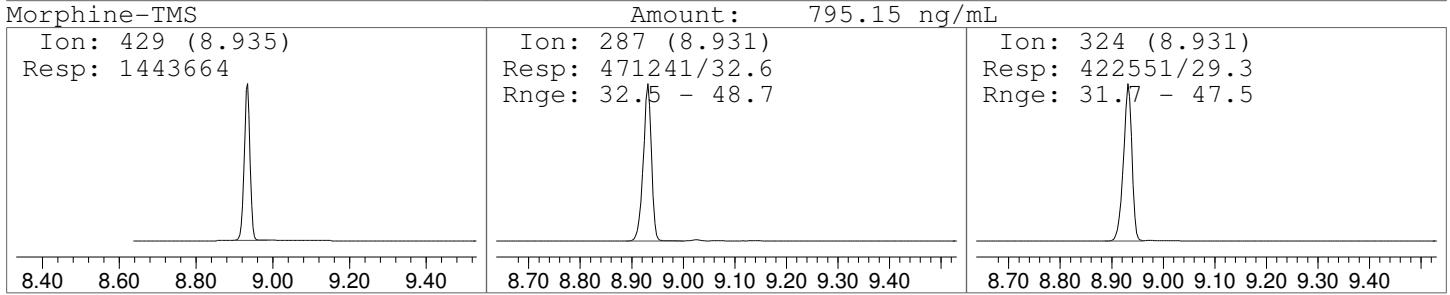
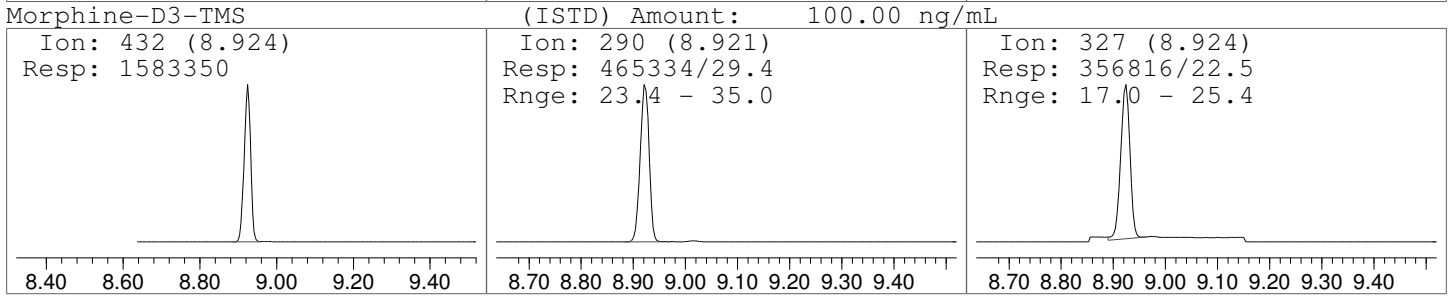
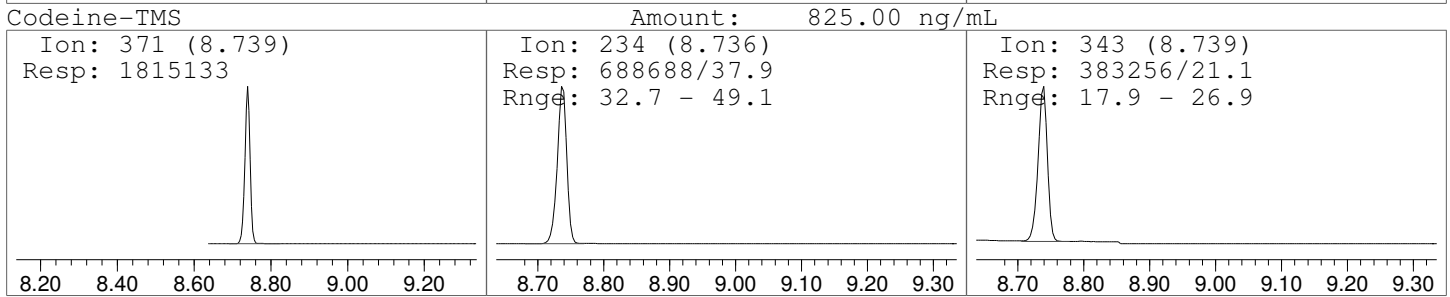
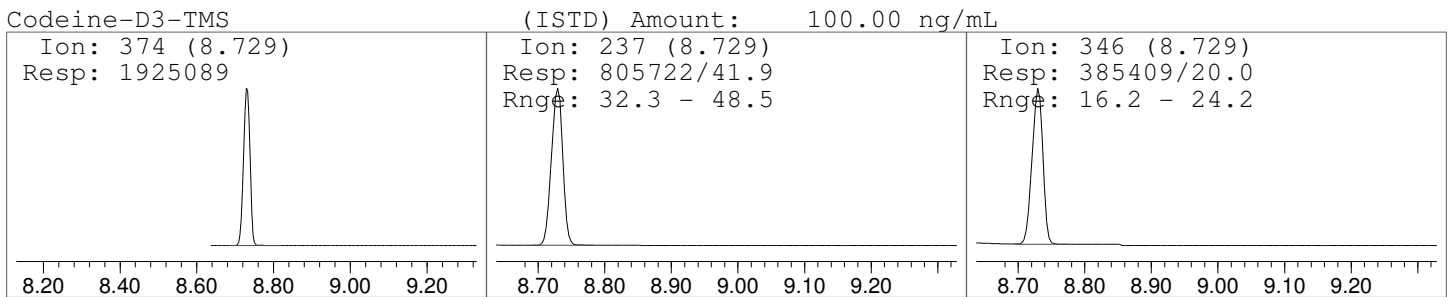
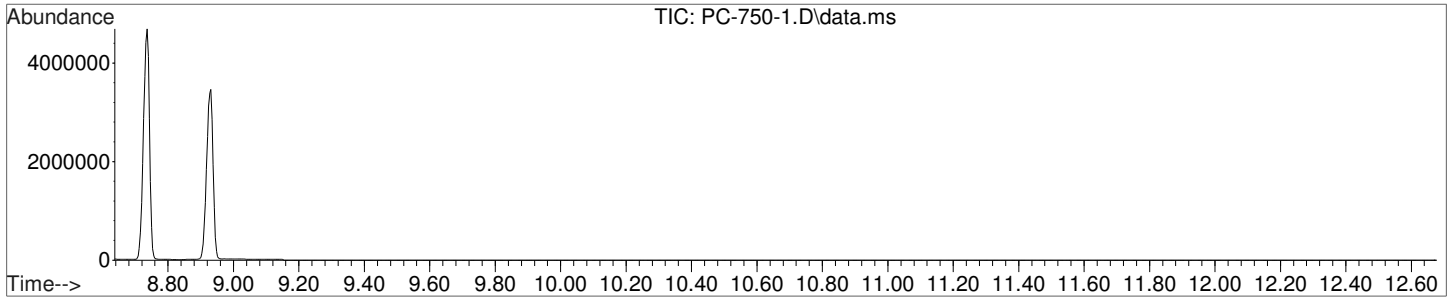
#4
Morphine-TMS
Concen: 795.15 ng/mL
RT: 8.935 min Scan# 88
Delta R.T. 0.004 min
Lab File: PC-750-1.D
Acq: 25 Sep 2015 19:33

Tgt Ion	Resp	Lower	Upper
429	100		
287	32.6	32.5	48.7
324	29.3	31.7	47.5#



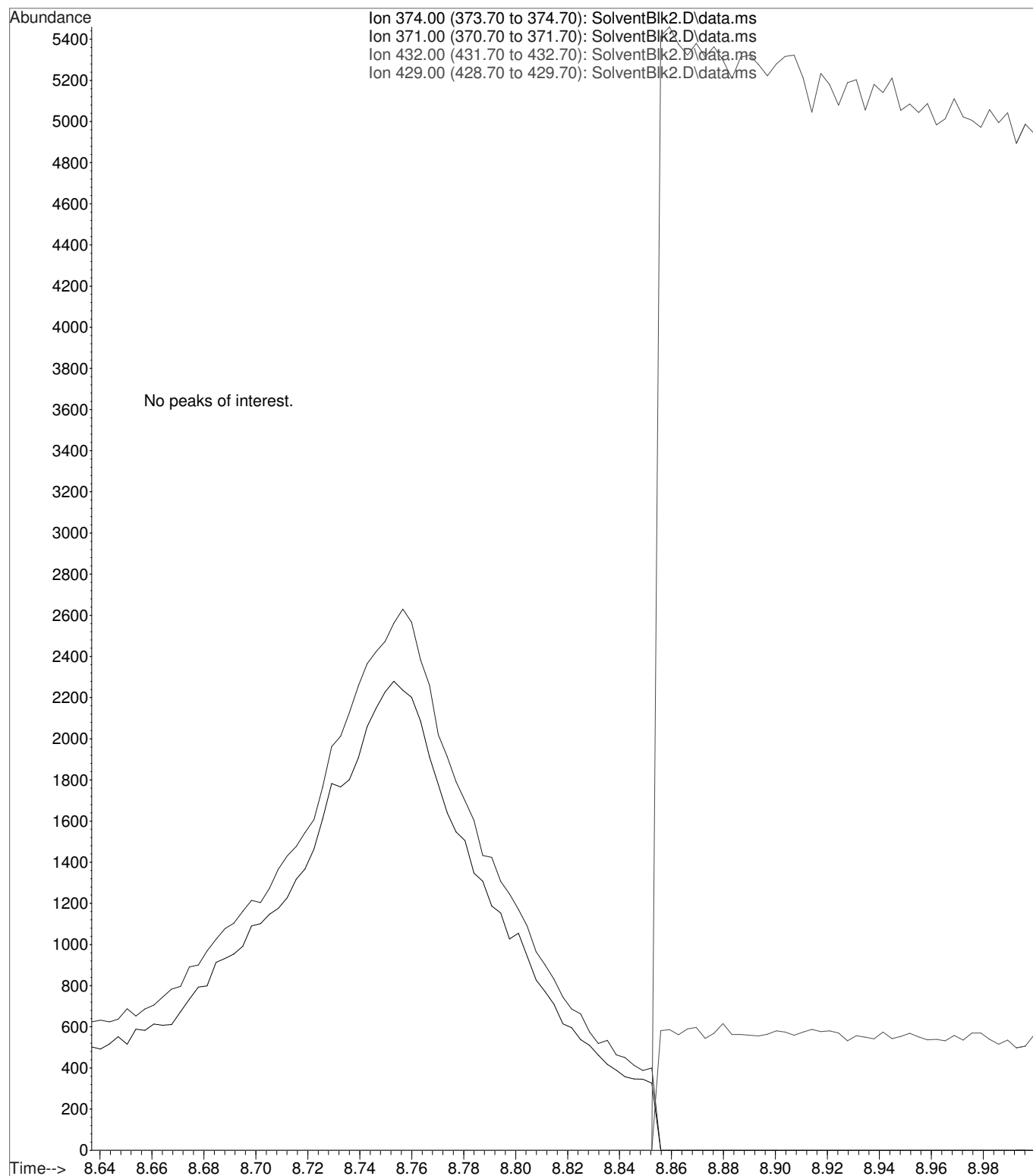


Data Path : C:\gcms\1\data\Blood\092515OP\
 Data File : PC-750-1.D
 Acq On : 25 Sep 2015 19:33
 Operator : D Downey
 Sample : 750ng/mL Positive Control
 Misc : Analytical Method 3.10.3
 ALS Vial : 9 Sample Multiplier: 1





File :C:\gcms\1\data\Blood\092515OP\SolventBlk2.D
Operator : D Downey
Acquired : 25 Sep 2015 22:41 using AcqMethod AM-3-10-3-3.M
Instrument : Probie
Sample Name: Solvent Blank
Misc Info : CHCl3
Vial Number: 97





Data Path : C:\gcms\1\data\Blood\092515OP\
 Data File : PC-75-1.D
 Acq On : 25 Sep 2015 23:01
 Operator : D Downey
 Sample : 75ng/mL Positive Control
 Misc : Analytical Method 3.10.3
 ALS Vial : 8 Sample Multiplier: 1

Quant Time: Sep 29 11:43:17 2015
 Quant Method : C:\gcms\1\methods\AM-3-10-3-D3LVL1-6.M
 Quant Title : Analytical Method 3.10.3 - Codeine and Morphine
 QLast Update : Tue Sep 29 11:37:53 2015
 Response via : Initial Calibration

Compound	R.T.	QIon	Response	Conc	Units	Dev(Min)

Internal Standards						
1) Codeine-D3-TMS	8.726	374	1686200	100.00	ng/mL	0.00
3) Morphine-D3-TMS	8.918	432	1231854	100.00	ng/mL	0.00
Target Compounds						
						Qvalue
2) Codeine-TMS	8.733	371	163054	81.91	ng/mL#	* 86
4) Morphine-TMS	8.928	429	112150	78.41	ng/mL#	52


(#) = qualifier out of range (m) = manual integration (+) = signals summed

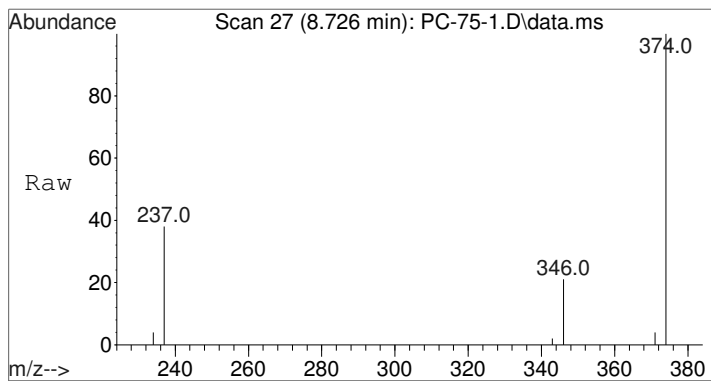
*Qualifiers out of range - refer to manual integration.

Data Path : C:\gcms\1\data\Blood\0925150P\
Data File : PC-75-1.D
Acq On : 25 Sep 2015 23:01
Operator : D Downey
Sample : 75ng/mL Positive Control
Misc : Analytical Method 3.10.3
ALS Vial : 8 Sample Multiplier: 1



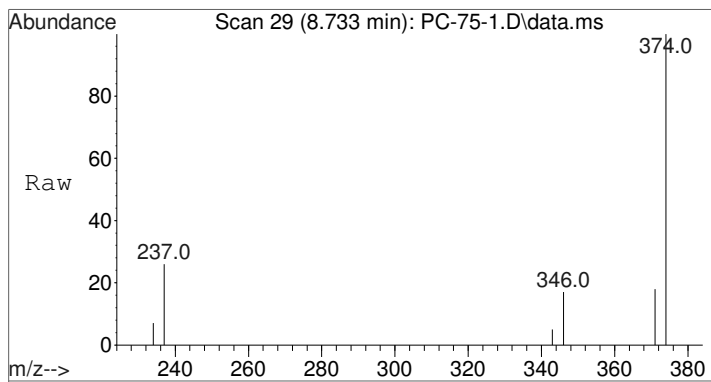
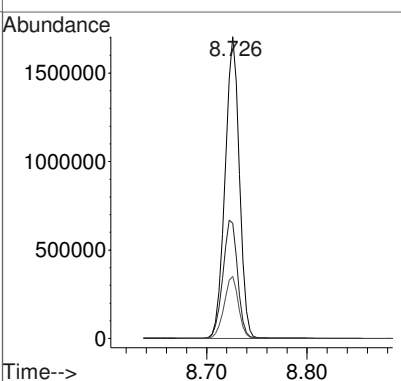
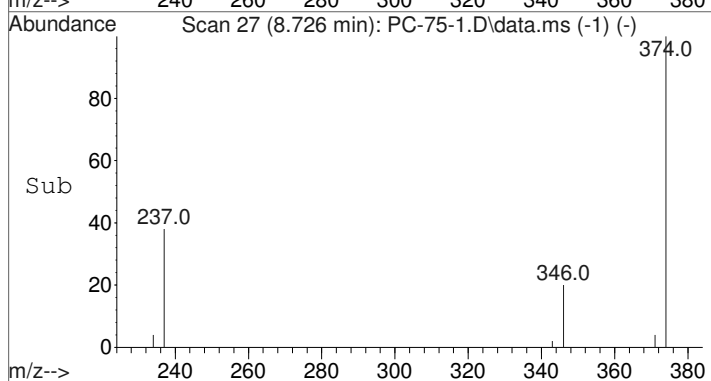
Quant Time: Sep 29 11:43:17 2015
Quant Method : C:\gcms\1\methods\AM-3-10-3-D3LVL1-6.M
Quant Title : Analytical Method 3.10.3 - Codeine and Morphine
QLast Update : Tue Sep 29 11:37:53 2015
Response via : Initial Calibration





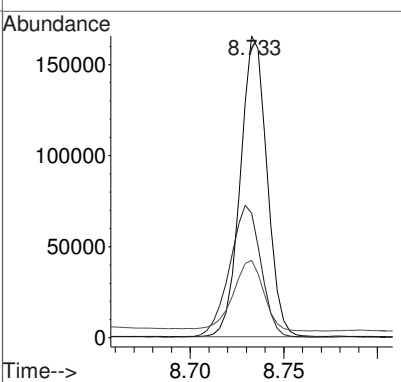
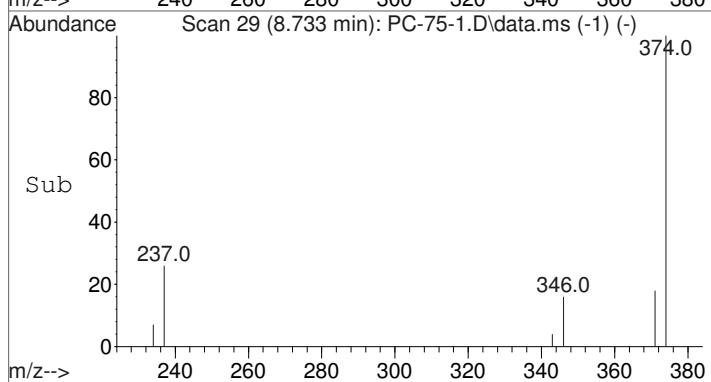
#1
Codeine-D3-TMS
Concen: 100.00 ng/mL
RT: 8.726 min Scan# 27
Delta R.T. -0.003 min
Lab File: PC-75-1.D
Acq: 25 Sep 2015 23:01

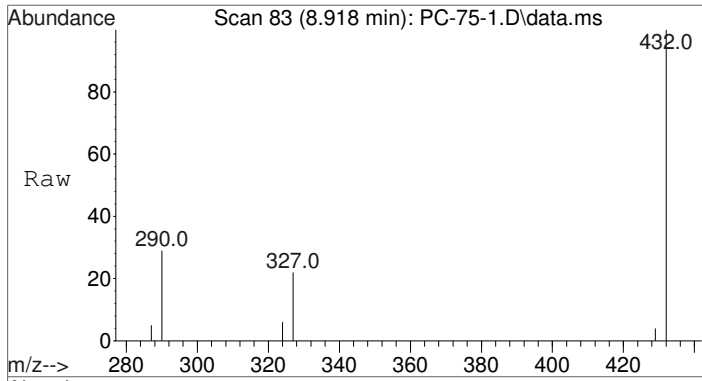

Tgt Ion	Ratio	Lower	Upper
374	100		
237	40.2	32.3	48.5
346	20.4	16.2	24.2



#2
Codeine-TMS
Concen: 81.91 ng/mL
RT: 8.733 min Scan# 29
Delta R.T. -0.003 min
Lab File: PC-75-1.D
Acq: 25 Sep 2015 23:01

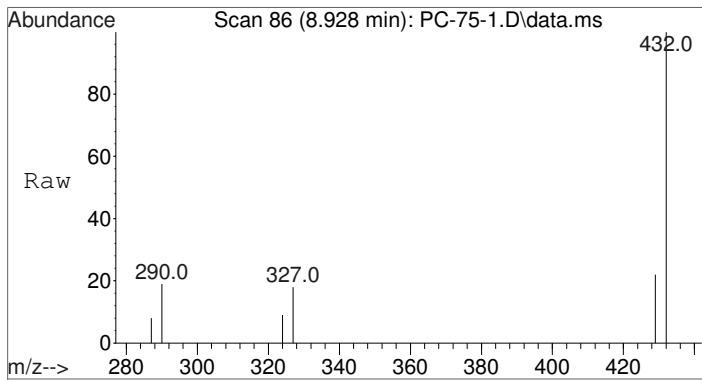
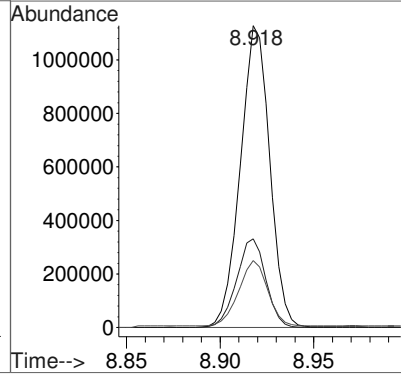
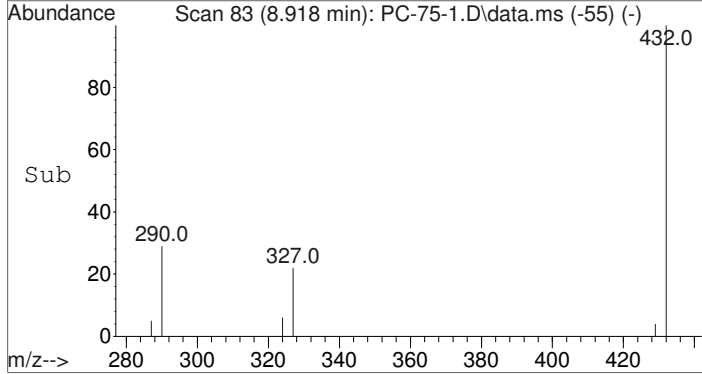
Tgt Ion	Ratio	Lower	Upper
371	100		
234	51.4	32.7	49.1#
343	27.3	17.9	26.9#





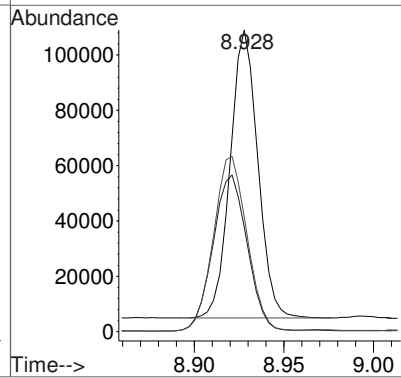
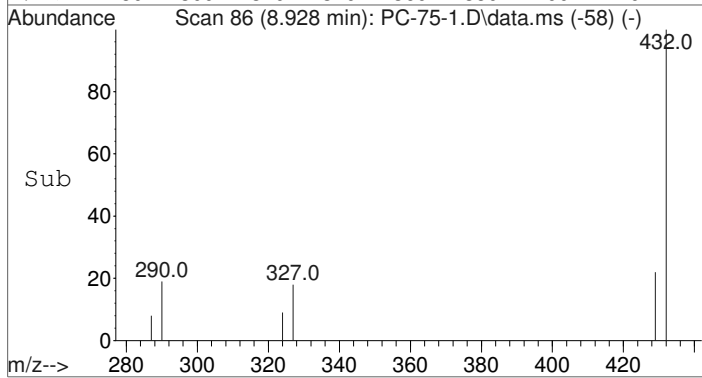
#3
Morphine-D3-TMS
Concen: 100.00 ng/mL
RT: 8.918 min Scan# 83
Delta R.T. -0.003 min
Lab File: PC-75-1.D
Acq: 25 Sep 2015 23:01


Tgt Ion	Ratio	Resp	Lower	Upper
432	100	1231854		
290	29.2	23.4	35.0	
327	21.2	17.0	25.4	



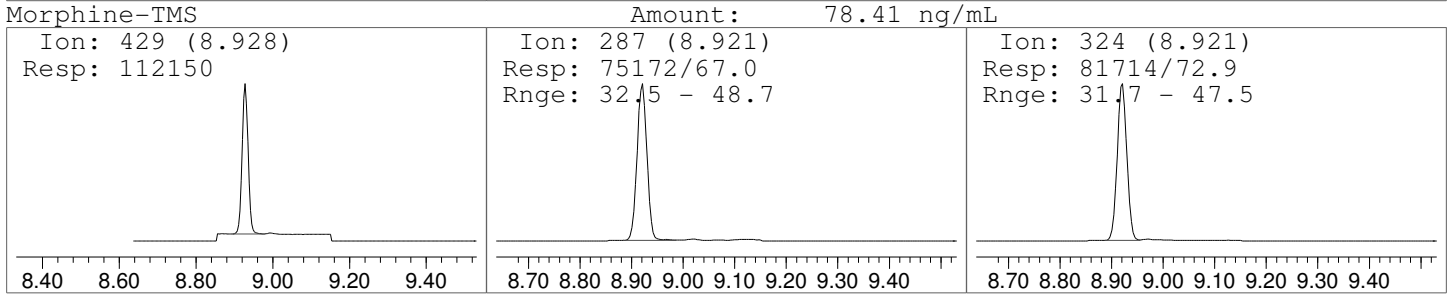
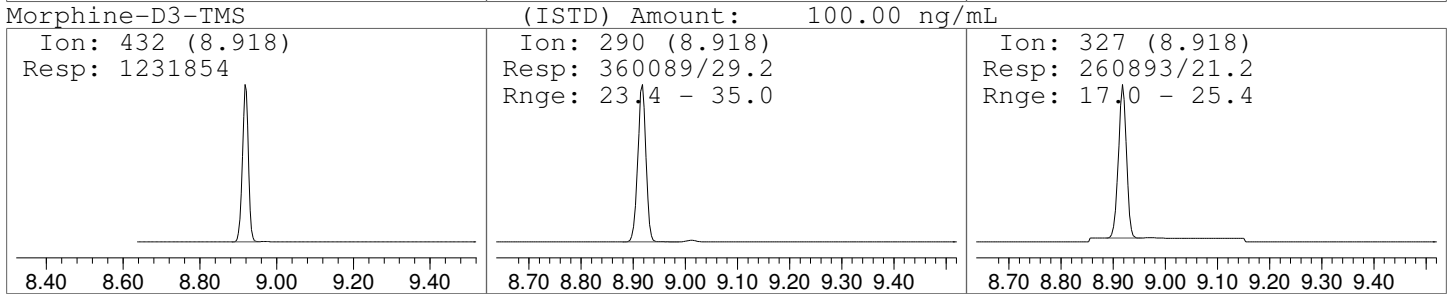
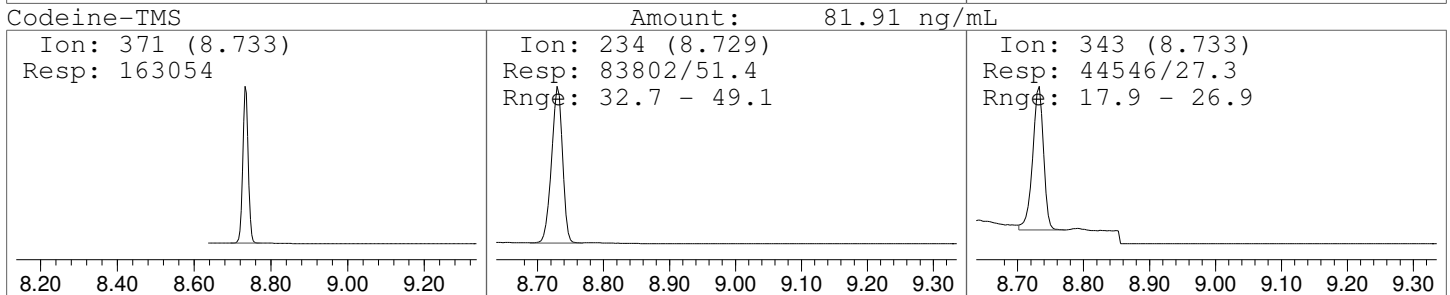
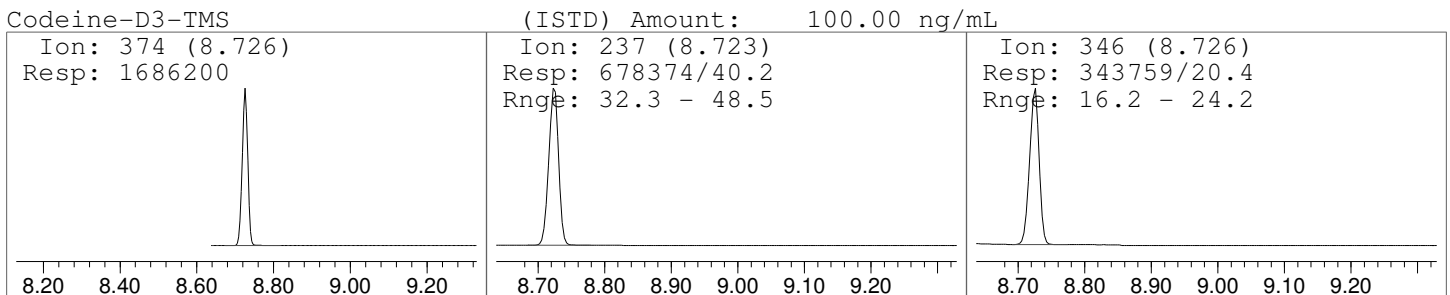
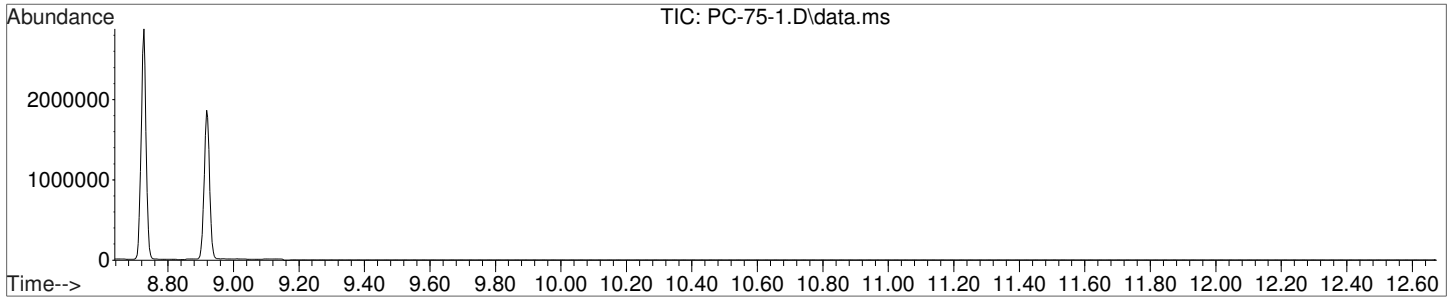
#4
Morphine-TMS
Concen: 78.41 ng/mL
RT: 8.928 min Scan# 86
Delta R.T. -0.003 min
Lab File: PC-75-1.D
Acq: 25 Sep 2015 23:01

Tgt Ion	Ratio	Resp	Lower	Upper
429	100	112150		
287	67.0	32.5	48.7#	
324	72.9	31.7	47.5#	





Data Path : C:\gcms\1\data\Blood\092515OP\
 Data File : PC-75-1.D
 Acq On : 25 Sep 2015 23:01
 Operator : D Downey
 Sample : 75ng/mL Positive Control
 Misc : Analytical Method 3.10.3
 ALS Vial : 8 Sample Multiplier: 1





Data Path : C:\gcms\1\data\Blood\092515OP\
 Data File : PC-75-1.D
 Acq On : 25 Sep 2015 23:01
 Operator : D Downey
 Sample : 75ng/mL Positive Control
 Misc : Analytical Method 3.10.3
 ALS Vial : 8 Sample Multiplier: 1

Quant Time: Sep 29 11:43:17 2015
 Quant Method : C:\gcms\1\methods\AM-3-10-3-D3LVL1-6.M
 Quant Title : Analytical Method 3.10.3 - Codeine and Morphine
 QLast Update : Tue Sep 29 11:37:53 2015
 Response via : Initial Calibration

Compound	R.T.	QIon	Response	Conc	Units	Dev(Min)	

Internal Standards							
1) Codeine-D3-TMS	8.726	374	1686200	100.00	ng/mL	0.00	
3) Morphine-D3-TMS	8.918	432	1231854	100.00	ng/mL	0.00	
Target Compounds							
							Qvalue
2) Codeine-TMS	8.733	371	171180m *	86.14	ng/mL		
4) Morphine-TMS	8.928	429	175416m *	123.26	ng/mL		


(#) = qualifier out of range (m) = manual integration (+) = signals summed

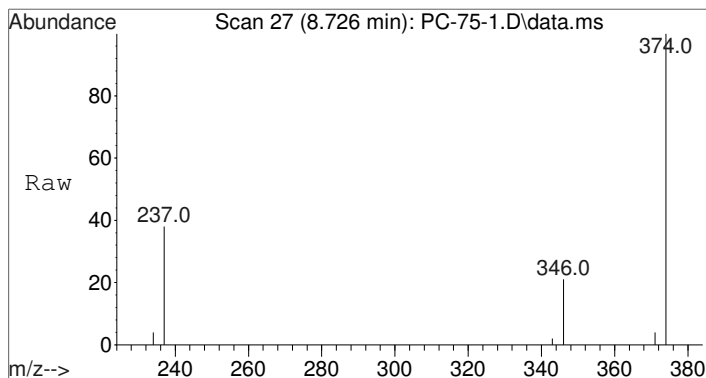
*Manual integration successful. Morphine outside 20% of expected value - valid for qualitative use only.



Data Path : C:\gcms\1\data\Blood\0925150P\
Data File : PC-75-1.D
Acq On : 25 Sep 2015 23:01
Operator : D Downey
Sample : 75ng/mL Positive Control
Misc : Analytical Method 3.10.3
ALS Vial : 8 Sample Multiplier: 1

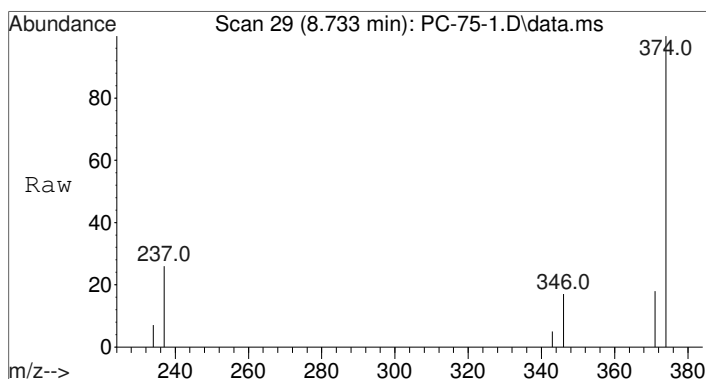
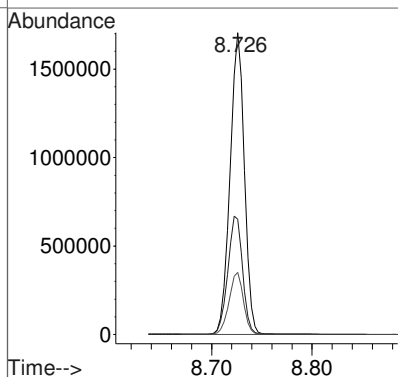
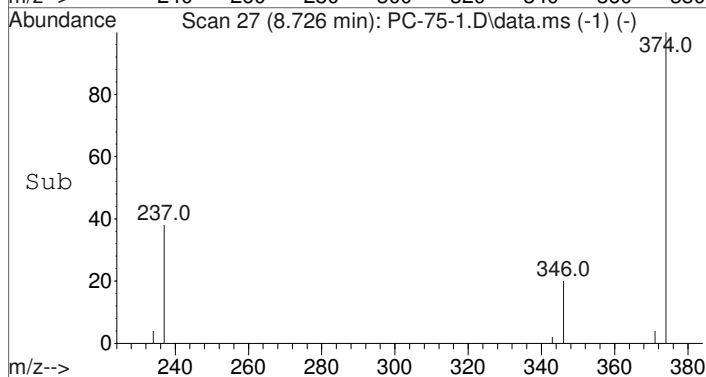
Quant Time: Sep 29 11:43:17 2015
Quant Method : C:\gcms\1\methods\AM-3-10-3-D3LVL1-6.M
Quant Title : Analytical Method 3.10.3 - Codeine and Morphine
QLast Update : Tue Sep 29 11:37:53 2015
Response via : Initial Calibration





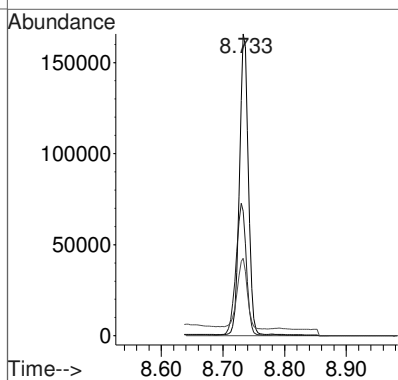
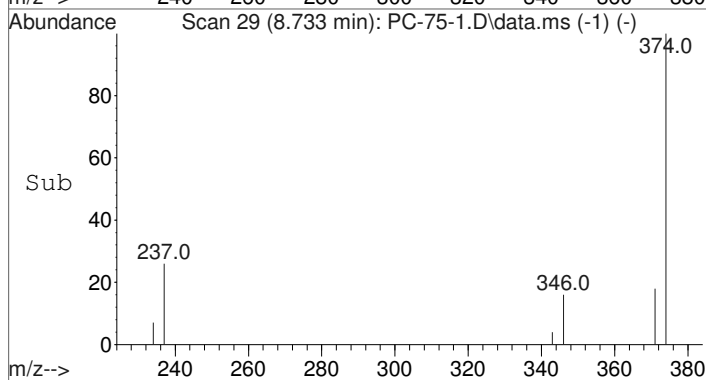
#1
Codeine-D3-TMS
Concen: 100.00 ng/mL
RT: 8.726 min Scan# 27
Delta R.T. -0.003 min
Lab File: PC-75-1.D
Acq: 25 Sep 2015 23:01

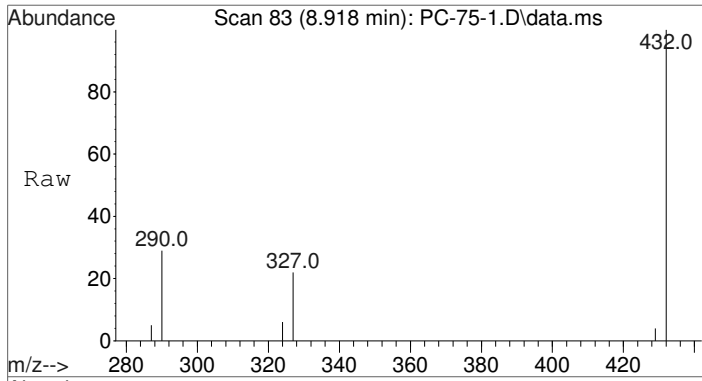

Tgt Ion	Resp	Lower	Upper
374	1686200	100	
237	40.2	32.3	48.5
346	20.4	16.2	24.2



#2
Codeine-TMS
Concen: 86.14 ng/mL m
RT: 8.733 min Scan# 29
Delta R.T. -0.003 min
Lab File: PC-75-1.D
Acq: 25 Sep 2015 23:01

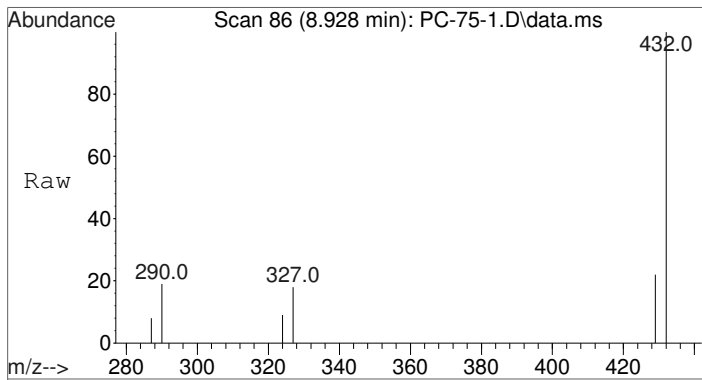
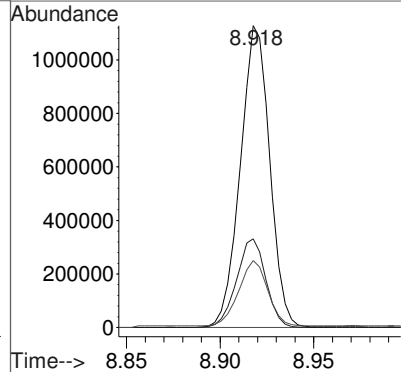
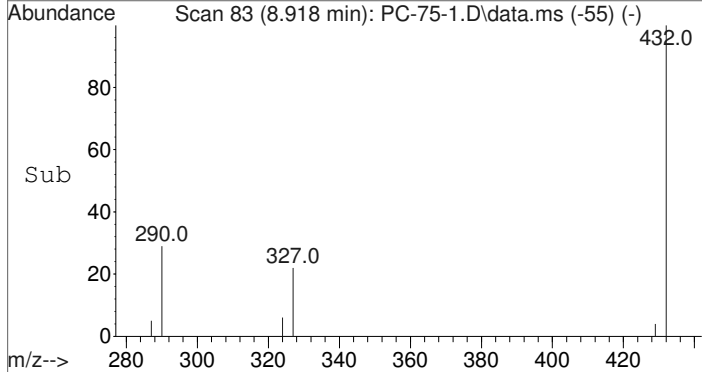
Tgt Ion	Resp	Lower	Upper
371	171180	100	
234	49.0	32.7	49.1
343	26.0	17.9	26.9





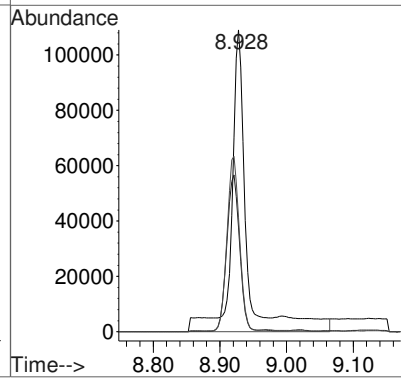
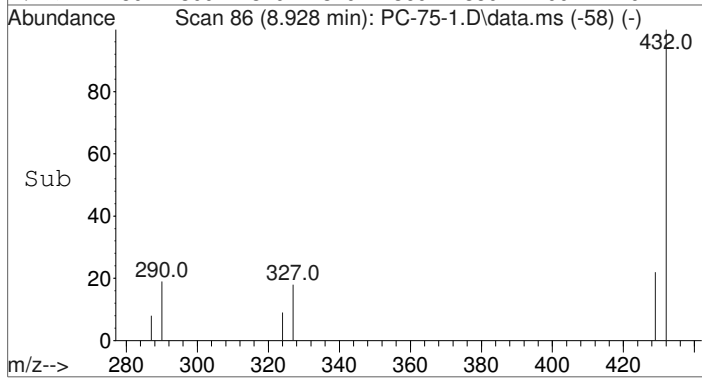
#3
Morphine-D3-TMS
Concen: 100.00 ng/mL
RT: 8.918 min Scan# 83
Delta R.T. -0.003 min
Lab File: PC-75-1.D
Acq: 25 Sep 2015 23:01

Tgt Ion	Resp	Lower	Upper
432	100		
290	29.2	23.4	35.0
327	21.2	17.0	25.4



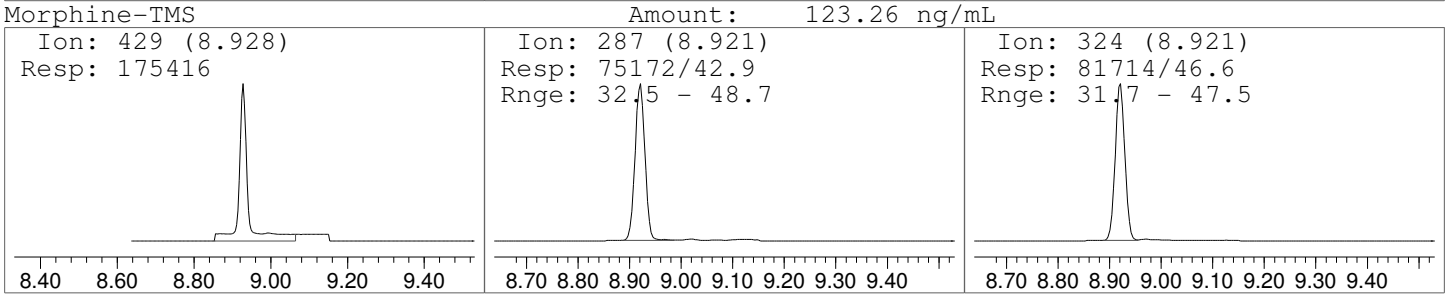
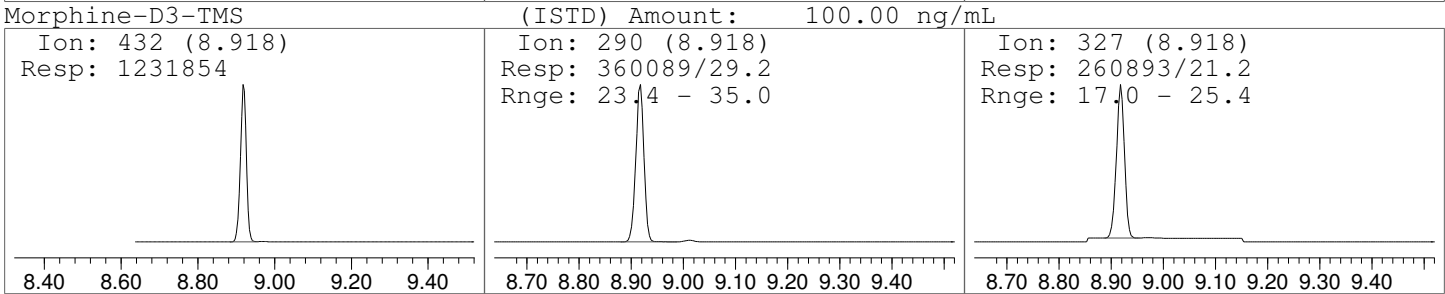
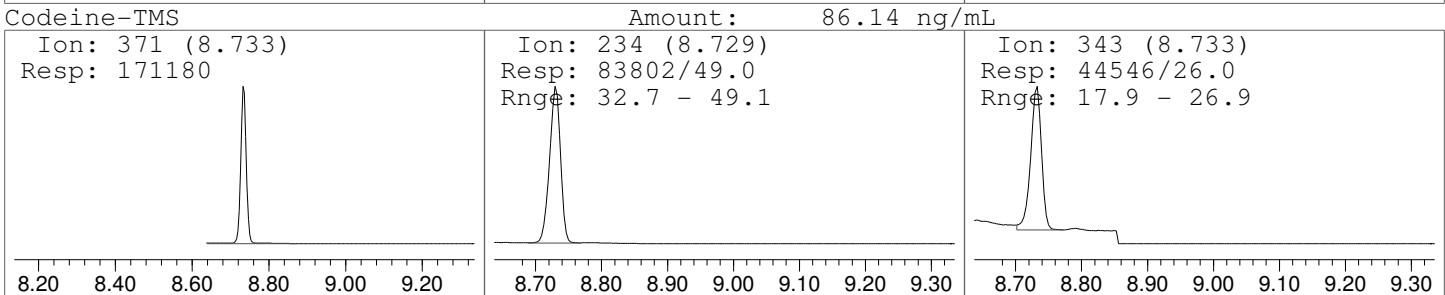
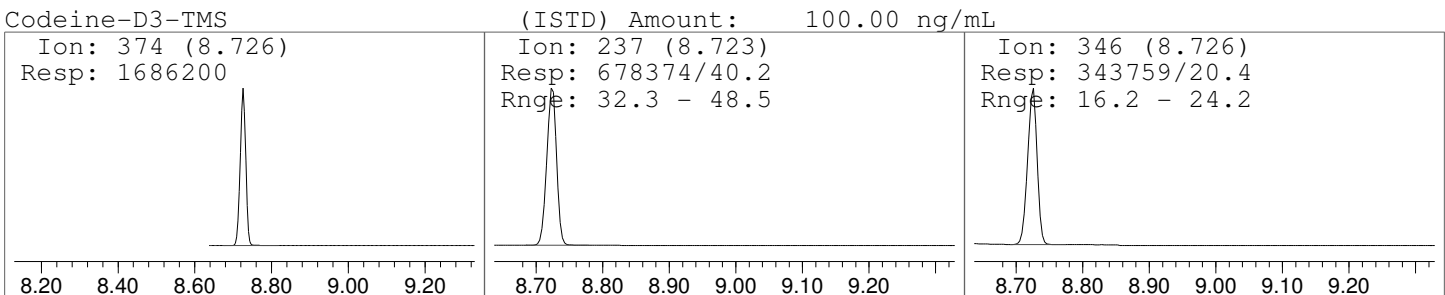
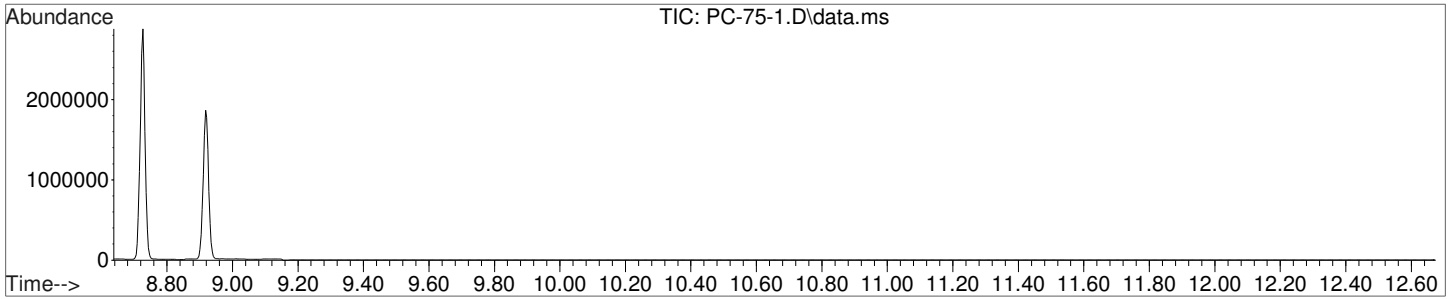
#4
Morphine-TMS
Concen: 123.26 ng/mL m
RT: 8.928 min Scan# 86
Delta R.T. -0.003 min
Lab File: PC-75-1.D
Acq: 25 Sep 2015 23:01

Tgt Ion	Resp	Lower	Upper
429	100		
287	42.9	32.5	48.7
324	46.6	31.7	47.5





Data Path : C:\gcms\1\data\Blood\092515OP\
 Data File : PC-75-1.D
 Acq On : 25 Sep 2015 23:01
 Operator : D Downey
 Sample : 75ng/mL Positive Control
 Misc : Analytical Method 3.10.3
 ALS Vial : 8 Sample Multiplier: 1





File :C:\gcms\1\data\Blood\092515OP\SolventBlk3.D
Operator : D Downey
Acquired : 26 Sep 2015 1:12 using AcqMethod AM-3-10-3-3.M
Instrument : Probie
Sample Name: Solvent Blank
Misc Info : CHCl3
Vial Number: 91

